A Group Brand | legrand

Livinglight



CATALOGUE
2018

bticino

Air

Thin as can be.
Better value than ever before.

Air. BTICINO'S THIN REVOLUTION. Just 3.5 mm thick, Axolute Air and Livinglight Air are the only ultra-thin solutions on the market. Your customers want the maximum:
choose Number One for them.

Contents

4-38
General features

LIVINGLIGHT Three finishes	4
LIVINGLIGHT AIR	6
LIVINGLIGHT Square cover plates	8
The design of the controls	9
New axial controls	10
New FLAT socket	11
New TV sockets	12
New induction and USB chargers	13
The light needed at the right time	14
New removable torch	16
Energy efficiency	17
New Energy Saving two-way switch	18
Dimmer	19
Technological solutions	20
Connected home: solutions for the management of lights and shutters	22
Smarther, the connected thermostat with integrated WI-FI	23
MyHOME_Up	24
In the hotel like at home	28
Technology and flexibility in the office	30
Installation solutions	32
Installation in flush mounted box	34
New plasterboard box	38
Square and round installation	39
AIR installation	41
IDROBOX: universal cover	43

44-116
Catalogue

Livinglight domestic series	44
Connected home	69
Livinglight MyHOME_Up	79
MyHOME_Up burglar-alarm system	98
Installation and range of cover plate colours	104

117-121
Dimensional data

122-128
Numerical index

LIVINGLIGHT

A SINGLE SERIES

THREE FINISHES OF THE KEYS
white, tech, anthracite

TWO DESIGNS OF COVER PLATE
Air, Square

COUNTLESS COMBINATIONS

SQUARE COVER PLATE

AIR COVER PLATE



Zecca & Zecca Product Design and BTicino Design Office

AIR

Thin
as can be

Design and technology meet in the perfect shape of Air, a Livinglight absolute innovation
With a thickness of less than 5 mm and a refined and exclusive selection of finishes and materials, LivingLight Air is the top in LIVINGLIGHT design and aesthetic innovation.

New finishes: SOFT

Example of CLAY finish

New finishes: BRUSHED

Example of BRUSHED TITANIUM finish

MONOCHROME
Material effects that perfectly combine with the finishes of the keys (pure white, tech, anthracite)

NEW FINISHES: SOFT
Exclusive matt finishes that perfectly harmonise with current interior design trends (street, clay, sand, blue moon)

NEW FINISHES: BRUSHED
A brushed BTicino classic: made more contemporary thanks to the most advanced techniques (brushed nickel, brushed titanium, brushed chrome).

SHINY
Carefully treated metal for a reflective and satin finish (including palladium, satin gold, satin nickel and pearl white finishes).

Very thin
thick

LIVINGLIGHT AIR IS ALSO AVAILABLE IN
THE 3 MODULE AREA SYSTEM

Livinglight AIR 2 module area installation system can be installed both horizontally and vertically



SQUARE COVER PLATES

KRISTALL
A refined and successful concept that can now be matched with all mechanisms.

The classic renews itself for a timeless design

Only the great classics are able to renew themselves whilst preserving their unique style. LIVINGLIGHT square cover plates are just like that: timeless classics which keep up to date with the most contemporary design, thanks to stylish and functional solutions that are more and more smarter.

NEUTRAL
Perfect colour match between the cover plate and the control.

WOODS
Design and nature come together in the selection of the wood: bamboo, cherry and the elegant national walnut.

DEEP
Charming brilliant hues obtained through technologically advanced moulding processes.

NATURALIA
Material textures inspired by the simplicity of construction materials.

METALS
The reflections of the metals reinterpreted following the trends of today's living.

SILK
Silky textures provide extreme pleasure to the touch, and join soft reflections and new colour combinations.

TECH KEY

Same style as the white key, but painted Tech grey, for an appearance in technological "taste".

ANTHRACITE KEY

With continuous satin mono-material texture, for a simple and refined result.

WHITE KEY

More pleasing to the touch thanks to its extra-fine silk effect satin finish.
The point of operation is always CLEAN, for a perfect appearance.

THE DESIGN OF THE CONTROLS

Technology meets style

Beautiful and functional, the LivingLight controls take on a new look.
The new finishes, the LED lights on all models, and the brand new mechanism, contribute to solutions capable of meeting all needs with style. The design is faultless and the shapes are more practical and ergonomic.

AXIAL CONTROLS: BTICINO INNOVATION

BTicino introduces the alternative to the more traditional rocker controls.
The axial controls are ideal for best taking advantage of the planarity of the new AIR cover plate. A high level offer for a silent and reliable control, thanks to the implementation of the most sophisticated electromechanical technologies.

ROCKER CONTROLS: CONTINUITY AND RENOVATION

Improved performance and appearance for maximum practicality and functionality.

The light

LEDS ALL OVER THE LINE

The light, featured on all controls, is of a refined amber colour, for a suggestive effect that is never imposing.
Thanks to the LED technology, consumptions are significantly reduced, following the commitment of BTicino to energy savings.

NEW
AXIAL CONTROLS

REDUCED depth, SUPERIOR ergonomics

THE THINNEST EVER.

The new axial control takes up the least space in the box: **- 30% the size of the old axial**

- It is easy to install, in new systems and in refurbishments even **with boxes full of cables**
- it is perfect for installation with ultrathin cover plates and lower (Axolute and Livinglight) AIR supports

Surface-mounted

E.g. screw/plate in low AIR support version

Ergonomic

The performance features of the new axial controls send sensations similar to the activation of an electronic control.

- **Reduction in the travel** for activation **- 35%** (2.2 mm instead of 3.5 mm)
- **Reduction in the strength** required for the activation **40%** (5N instead of 8/9N)
- **Reduction in the perceived** noise: **-18%**
- Optional backlighting with the **new LEDs**

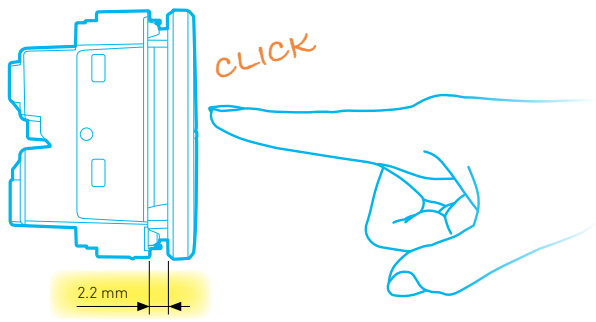

Universal: maximum performance

The new controls – 10 AX Mini Gap (contact distance reduced to 1.8 mm) – are suitable for all types of lamps **by controlling loads up to 2,500 W**and improving performance even in potentially critical situations (e.g. LED strips).

Brightness	220 +	400 +	700 +	900 +	1300 +
LED	4 W	6 W	10 W	13 W	18 W
CFL	6 W	9 W	12 W	15 W	20 W
Halogen	18 W	28 W	42 W	53 W	70 W
Standard	25 W	40 W	60 W	75 W	100 W

Table showing the type of lamp in relation to the relative load according to the brightness produced.

NOTE: The new axial controls make it possible to check loads up to 2,500 W (so 16AX are no longer necessary).

NEW
FLAT SOCKET

Beautiful, practical and safe

The **new FLAT sockets**, German/Italian and French/Belgium standard (10/16 Amperes) compliant, **feature a moving front plate** that moves inwards when the plug is inserted.

This feature ensures:

- perfect planarity of the light point also with the German/Italian standard sockets, adding value to the installation, which will perfectly match the sophisticated and prestigious standards of AIR Axolute and LivingLight
- more practicality because the easy to see holes make inserting the plug easy.

It also perfectly adapts to all types of sockets used in Italy (C, L, F type with straight or 90° cable).

- more cleanliness because dust and grease do not accumulate inside the sockets.

Features

Body aligned with the controls and the cover plate.

Movable wall aligned with the body . It goes in when the plug is inserted and realigns when the plug is taken out.

Backlit holes.

Earth contacts always protected for greater safety.

LED backlighting of the holes

Appropriate housings at the bottom of the enclosure ensure easy LED wiring.
The LED is optional and is available in 4 colours: white, blue, green, orange.



MORE SAFETY

The **FLAT** socket guarantees more safety and protection than all the other sockets on the market thanks to:

- greater distance between movable wall and contacts when the plug is not inserted (the movable wall only lowers when the plug is plugged in)
- safety system which prevents people putting foreign objects into the plug entrance holes
- the movable wall returns to its original position on removing the plug, thus activating the safety system
- earth contacts always protected.

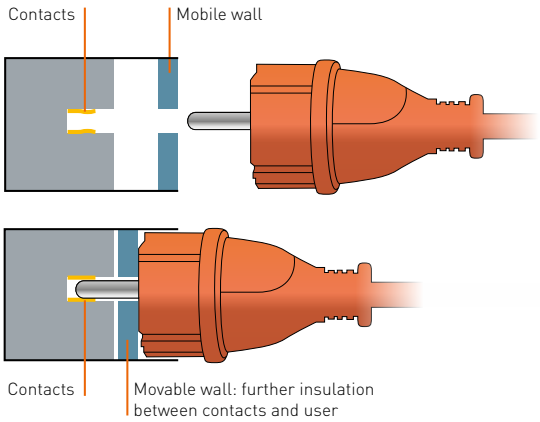

NEW
TV SOCKETS

A simple range for advanced performances

OPTIMUM PERFORMANCES AND CONFORMITY

Low attenuation, optimised over the requirements of the EN50083-4 standard (<1 dB in DVBT and Satellite Band). Suitable also for the new television devices in UHD (Ultra High Definition). Reduction of the amplification required for the operation.

All new TV sockets comply with European reference standards (EN 50083-2, EN 50083-4)

Only one code for each TV socket

Simplification: for all the TV sockets, the aesthetic covers are supplied with the engine.



A complete range

The new TV sockets offer is perfectly suitable for different installation modes of a TV system (single home or apartment block) and for the different wiring modes (star or passthrough installations).

New wiring system

- The new wiring system of the TV sockets allows an intuitive connection thanks to the complete opening of the clamp and the direct display of the cable insertion zone.
- Improved efficiency thanks to the clamp shielding in Class A (protection 4G; LTE ready).

Selection guide

SIMPLY select the function (e.g. direct socket, through socket, satellite socket, etc.), without having to worry about the colour of the mechanisms: for the white, Tech or anthracite versions, **the code is always the same!**

NEW INDUCTION AND USB CHARGERS

Faster charging and maximum flexibility for all uses

MORE SOLUTIONS FOR ANY ROOM

The USB chargers, suitable for smartphones, Mp3 players, navigators, tablets etc., guarantee a fast charge and greater power, adapting perfectly to the energy requirements of latest-generation batteries. Moreover, thanks to the variety of chargers proposed in the catalogue, they guarantee maximum flexibility of use, adapting to every need and every room.

SUITABLE for all rooms thanks to their small size. Recommended in the bedroom or kitchen.

Flexibility of use

From the private home to the office, from the hotel to common areas BTicino USB chargers satisfy modern charging needs for every device.

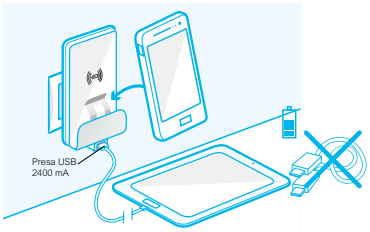

For wireless induction charging of devices fitted with suitable receivers. Also has a USB 2,400 mA socket

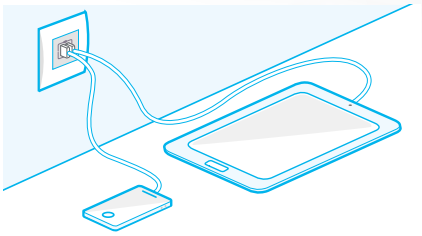

For the quick charge of smartphones and tablets. Allows you to free up sockets.

RECOMMENDED on the kitchen worktop, in the living room, hotel ... Thanks to the support and induction charge.

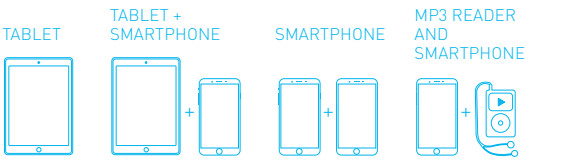

WHEN you have several telephones to charge or you need a rapid charge. Ideal for the living room or office.

THE LIGHT NEEDED AT THE RIGHT TIME

The new LED lighting devices contribute to the comfort and security of the home, helping to create comfortable surroundings, in both residential and service buildings. The range of products dedicated to lighting is growing:

DIMMER READING lamp

The ideal light for relaxation.

With the new BTicino reading lamp you decide where to light. The flexible stem in fact allows you to direct the lamp light beam; the control is integrated and allows you to adjust the LED brightness to obtain the perfect lighting for your needs.

DIMMER READING LAMP

SWIVEL 360° lamp

Light where you want it.

This innovative flush-mounted lamp can be turned by 360 degrees, allowing you to light where you effectively need. This feature makes it particularly suitable for lighting work surfaces (e.g. hob, writing desk, etc.). Like a normal lamp, it can be controlled using standard controls.

SWIVEL LAMP

from directional lighting devices to step-marker and reading lamps, **BTicino Home Lighting** allows you to create original and safe rooms which are functional for the needs of the people living in the home.

DIRECTIONAL lamp

New directional step marker lamp.

From now on you can add a touch of design to your home's lighting: the new directional LED lamp guarantees all the security you need and at the same time allows you to create comfortable rooms. Ideal for places where people walk such as staircases and corridors, or to guarantee correct lighting at night.

DIRECTIONAL LAMP



SAFETY LAMP

1 MODULE safety lamp

Prevention against black-outs in minimum space.

Thanks to its compact dimensions it is suitable for use in both the residential and service sectors.

It activates when there is a black-out and guarantees ample lighting for 2 hours.

NEW REMOVABLE TORCH

Comfort and safety at the same time

REMOVABLE TORCH

MODERN, TECHNOLOGICAL.

The new pull-out torch guarantees all the security you need when there is a black-out. The completely renewed design means it fits in perfectly with the BTicino ranges. Fitted with a push&pull pull-out system, the new torch guarantees the planarity of the light point in which it is installed thanks to its thickness.

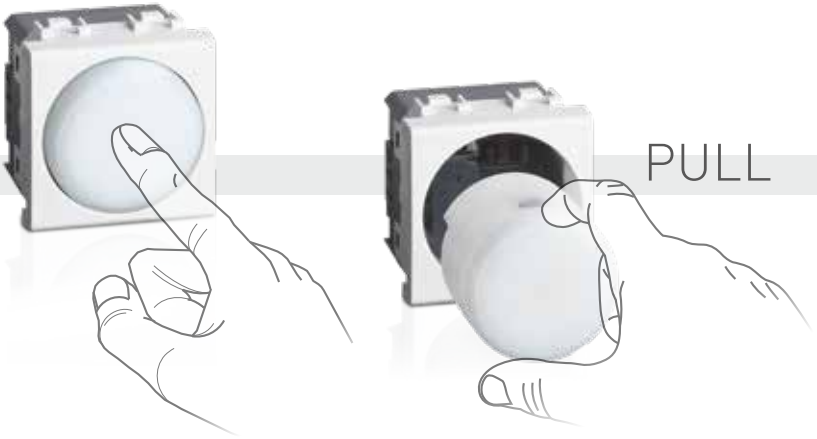

PUSH&PULL EXTRACTION SYSTEM AND LED LIGHT

The **push&pull** system allows easy extraction of the torch from the flush mounted base. The LED light improves performance: high light intensity and lower consumption.

A UNIQUE CODE FOR 3 FINISHES

The new torch is supplied in a package with a neutral base, to be finished with one of the white, tech and anthracite finish front covers available. This allows managing just one product code, instead of three.



ENERGY EFFICIENCY

Respect for the environment and compliance with the new building regulations, saving energy without compromising on modern life comfort today is possible

Lower consumption, same light performance

Constant 100 W light performance (consumption of 100 W incandescent lamp = 70 W halogen = 17 W LED); **up to 65% savings can be obtained by adjusting the dimmer to 25%.**

UP TO 65% SAVINGS

ADJUSTING THE LIGHT WITH MAXIMUM EFFICIENCY

With the new universal dimmer, it is also possible to control compact fluorescent and LED lamps, saving up to 65% on electricity.

UP TO 30% SAVINGS

ZONE TEMPERATURE CONTROL

HEATING AND COOLING ONLY WHEN AND WHERE YOU NEED IT

With BTicino temperature control systems (both traditional and MyHome_UP), it is possible to:

- select the temperature of each individual room
- split the system into zones
- turn the heating on only when required, avoiding its operation when the windows are open.

Also, thanks to the zone temperature regulation function the building gains an energy class and users save on the bill.

TOUCH SCREEN WITH CONSUMPTION DISPLAY

UP TO 15% SAVINGS

A COMPLETE CHECK UP OF THE CONSUMPTION AND ENERGY PRODUCTION

Displaying the consumption of the own home - electricity, water and gas -, and the production of energy and hot water obtained with solar panels or thermal solar systems, and using this information to make the most of the systems, reducing waste and faults.

UP TO 55% SAVINGS

ACCORDING TO THE STANDARD EN15193

GREEN SWITCH: ILLUMINATION ONLY WHEN NEEDED

Green Switch is the intelligent state of the art solution for managing lighting without waste in the residential and service sectors. The light is switched on by the user and goes off automatically when no one is in the room.

PASSIVE INFRARED MOVEMENT SENSOR
- auto mode

1 MODULE INFRARED SWITCH
- IR for the new generation of LED lamps.
- for all types of lamps

Double technology Green Switch
- IR and ultrasound
- ECO MODE
- AUTO MODE

NEW ECO ENERGY SAVING TWO-WAY SWITCH

ENERGY SAVING TWO-WAY SWITCH

An innovative and at the same time intelligent control:

works like a normal two-way switch allowing manual switching on and off of the managed load but it can also switch the light off automatically if it is left on. When no movement is detected for 10 minutes this new two-way switch will in fact independently deactivate the load to which it is connected. It is the ideal product in both new systems and when replacing existing controls. Also, it does not require a neutral wire, totally zeroing consumptions when the light is off.

SUITABLE FOR ALL THE MAIN TYPES OF LOAD

		R		L	C/L			
		Incandescence 230V	**Halogen** 230V	**Halogen** ferromagnetic transformer	**Halogen** electronic transformer	**Fluorescent lamps**	**LED**	**Fluorescent compact**
230 V ~	**Max.**	150 W	150 W	150 VA	150 VA	100 VA	650 mA	650 mA
	Min.	12 W	12 W	12 VA	12 VA	12 VA	50 mA	50 mA

DIMMER:
...FOR AN EFFICIENT MANAGEMENT OF ALL TYPES OF LOADS

UNIVERSAL DIMMER

It is possible to control and adjust the light intensity of all the types of load on the market, with the BTicino universal dimmers.

INSTALLATION ADVANTAGES:

- thanks to the possibility of managing all kinds of loads, the device may be installed before selecting the lamps
- wiring only requires 2 wires (no neutral wire necessary), saving time during the installation
- as the neutral is not necessary, it can be easily installed in replacement of traditional existing dimmers or controls
- it can be controlled by one or more remote pushbuttons.

TWO TYPES OF ERGONOMICS

KNOB DIMMER

A traditional movement, with ergonomic grip, for the best possible adjustment.

PUSHBUTTON DIMMER

To switch the light on and off, and bring the light to the desired level with a simple soft touch. Possibility of setting different brightness levels.

TYPES AVAILABLE ON THE CATALOGUE

A complete range meeting all installation requirements

TYPE OF DIMMER	Energy saving lamps halogen energy saving	Halogen electronic transformer	Halogen ferromagnetic transformer	Halogen 230V	Incandescence 230V	Fluorescent lamps with 0-10V ballasts	Fluorescent composite dimmer operation	Dimmer LED
RESISTIVE	■	□	□	■	■	□		
RESISTIVE-INDUCTIVE	■	□	■	■	■	□		
0-10V BALLAST	□	□	□	□	□	■		
UNIVERSAL	■	■	■	■	■	■	■	■

LIVINGLIGHT

Many **technological** solutions, a unique design project



SMART HOME SOLUTIONS

With the connected-home system, you can control the lights, the rolling shutters and the thermostat of your home, both from your smartphone and by simply touching a home system pushbutton.

eliot™
PROGRAM BY BTICINO

ELIOT is the BTicino program dedicated to connected objects (Internet of things) which identifies all those products or systems which, because they can connect to the Cloud, give added value in terms of functionality, information, interactions with the environment and use.

From the residential to hotel structures, from shopping centres to large buildings, LIVINGLIGHT guarantees technological solutions for each specific need, clothing them with its unique and original style

SOLUTIONS WITH MyHOME_Up BUS TECHNOLOGY

With the MyHOME_UP technology, home automation extends from the residential to the service sector, with specific solutions also for hotels.

MyHOME_Up

SOLUTIONS WITH KONNEX TECHNOLOGY

The most commonly used technology for the overall management of large buildings made up of several apartments.

KNX®

SOLUTION FOR THE MANAGEMENT OF LIGHTS AND SHUTTERS

With the connected-home system you can control the lights and rolling shutters of your home, both from your smartphone and by simply touching a home system pushbutton.

The system is mainly made up of:

- actuator devices connected to the electrical system to control the loads
- controls: battery-powered.
- gateway: to manage the functions using a smartphone.

Radio control

Actuator

Mobile actuators for sockets

ON/OFF lights and dimmers

Shutters

Sockets

THE MAIN POSSIBLE FUNCTIONS ARE:

- single and centralised control of lights, rolling shutters and generic loads
- activation of scenarios customised by the user (function available with App)

Gateway

MyHOME PLAY

APP

MyHome Play is the APP which allows you, using your smartphone, to manage the applications of the connected home system such as lights, rolling shutters and scenarios remotely, simply and intuitively.

MyHome Play is free and is available on

Download on App Store

AVAILABLE ON Google Play

SMARTHER, THE CONNECTED THERMOSTAT WITH INTEGRATED WI-FI

No manuals required and it's as easy as an App

Main functions

- Remote programming and management App
- Boost innovative function
- Geolocation
- Easy wall mounted and flush mounted installation

GEOLOCATION

Thanks to the APP the thermostat always knows where you are, allowing you to save money.
If you leave home earlier than usual (e.g. at 8 instead of 9) the thermostat will automatically send you a message asking if the heating should be switched off early.

BOOST FUNCTION

It is possible to activate the heating or cooling for a limited time, regardless of the room temperature.

Symbol of the BOOST function

FLUSH MOUNTED Smarther thermostat

WALL MOUNTED Smarther Thermostat

DESIGN AWARD 2017

Smarther, the connected thermostat, has been awarded this prestigious international recognition conferming BTicino's capacity in combining technology and design.

BTICINO THERMOSTAT APP

Download on App Store

AVAILABLE ON Google Play

ENERGY MANAGEMENT

- Temperature control
- Load management
- Consumption display

MyHOME_UP

With Livinglight the best in digital technology

ADVANCED ELECTRICAL SYSTEMS
MyHOME_Up is the high technology BTicino home automation system for the more advanced electric systems in terms of comfort, safety, energy savings, audio/video communication and local or remote control.

AN OPEN SYSTEM
Thanks to the MyHOME_Link integration platform based on use of the Driver manager item F459 and the TCP/IP communication protocol, MyHOME_Up can be integrated with the best technologies and systems and devices from other producers.

COMFORT

- Light automation
- Automatic devices and shutter management
- Sound system

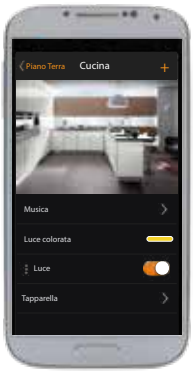

LOCAL AND REMOTE CONTROL

- Local or remote management using the MyHOME_Up application for iOS and Android smartphones and tablets.

VIDEO DOOR ENTRY SYSTEM

- Call repetition on smartphone
- Video control

SAFETY

- Burglar alarm
- Technical alarms
- Video control

MyHOME Alarm APP

MyHOME Alarm and MyHOME_Up are free and available on

Download on App Store

AVAILABLE ON Google Play

VIDEO DOOR ENTRY SYSTEM, LOCAL CONTROL AND INTEGRATION

- Scenario activation
- Function integration
- Control of video door entry functions

HOMETOUCH - Touch Screen 7"

MyHOME_Up

HOME AUTOMATION EVOLUTION

Just one APP to associate the devices easily and to control and customise the functions of the MyHOME_Up home-automation system.

- NO CONFIGURATION
- SELF-LEARNING AND DEVICE ASSOCIATION USING THE APP
- SMART MANAGEMENT OF THE SCENARIOS

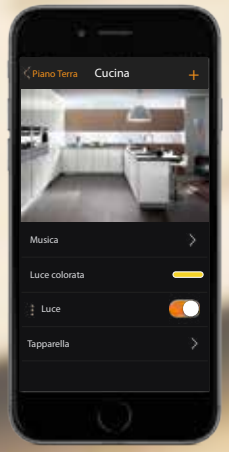

MyHOME_Up App

App to associate devices and control functions by the user.

MyHOMEServer1

The heart of the MyHOME_Up system: server for the management using the App.

MyHOME_Up is the new and efficient BTicino home automation system with BUS technology that stands out for the use of a mobile device App that:

- simplifies, for the installer, all the system starting up operations;

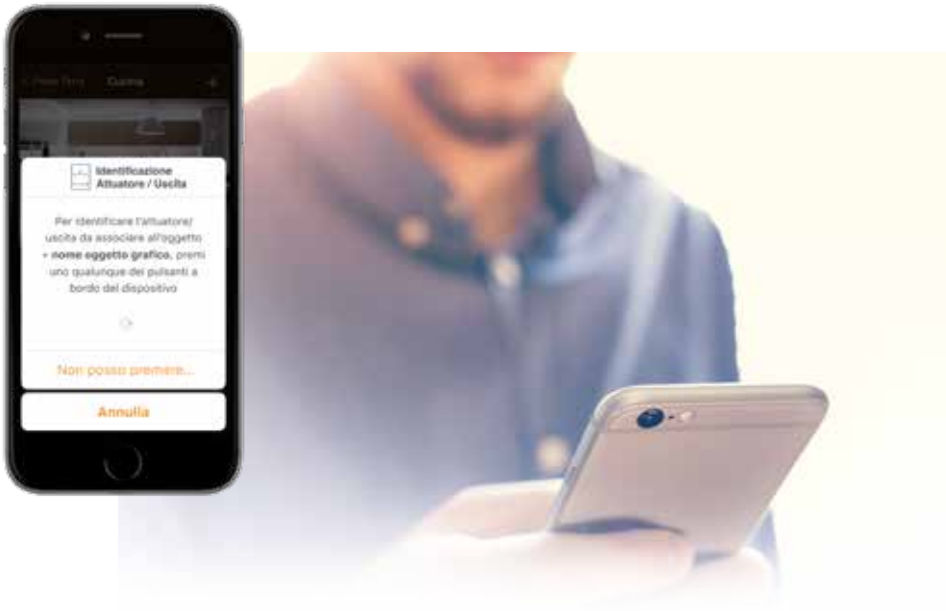

- gives the final user the possibility of customising the management of all the Home Automation functions with maximum freedom.

It will be possible to create scenarios that can be activated with different modes and to manage connected objects for sound system, coloured lights and Smart TV devices.

Everything from home or remotely with no difference; the App automatically connects to the customer's home.

What is described above, can be made by connecting the specific MyHOMEServer1 Gateway to the BUS system and using the MyHOME_Up application for tablet and smartphones, available free from the Android and iOS stores.

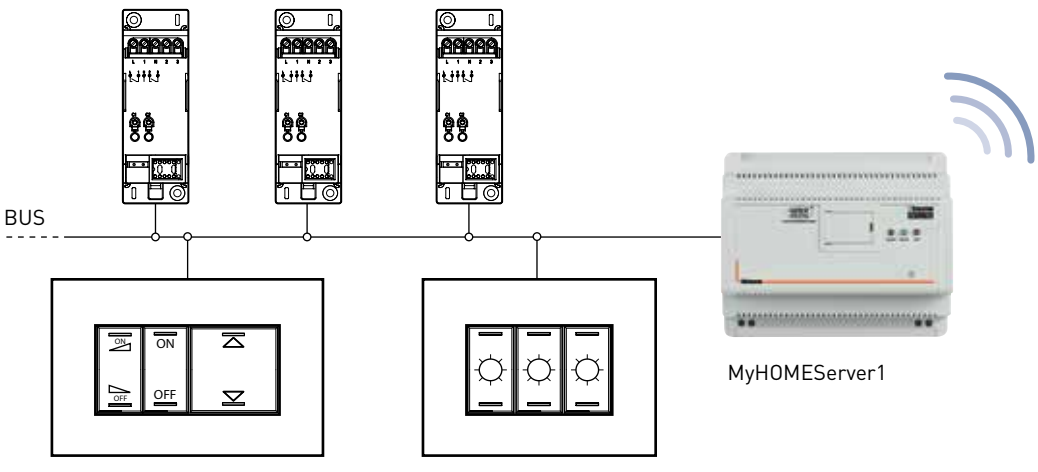

IN THE HOTEL LIKE AT HOME

OUTSIDE THE ROOM: LED LAMP WITH "DO NOT DISTURB - MAKE UP ROOM" NOTIFICATION DIFFUSER; BELL AND BADGE READER

INSIDE THE ROOM: "DO NOT DISTURB - MAKE UP ROOM" NOTIFICATION PUSHBUTTON AND BADGE HOLDER FOR ROOM POWER CONNECTION (POWER ON)

MANAGEMENT OF THE ROOMS AND THE COMMON AREAS

Using the management software it is possible to supervise and control in real time the status of the rooms, and interact with them.

The MyHOME_UP technology offers specific solutions capable of meeting the needs of customers as far as: available services, comfort, simplicity of interaction with products and functions.



READING LAMP

DIGITAL THERMOSTAT
MyHOME_UP

MyHOME_UP 8-KEY
CONTROL (CUSTOMISABLE)

DIMMER READING LAMP

The ideal light for relaxation:
Flexible stem for directing the light beam; built-in dimmer control; LED light. Suitable for the desk and the side of the bed.

THE CORRECT ATMOSPHERE , WITH JUST ONE MOVEMENT

Thanks to the new MyHOME_Up devices - 8-key control (customisable) and digital thermostat - installed at the side of the bed, with one single touch it is possible to create the desired atmosphere, adjusting the light, the temperature, and the shutters.

HDMI AND USB CONNECTORS FOR ELECTRONIC DEVICES SUCH AS DVD PLAYERS, DIGITAL CAMERAS AND MP3 READERS

BLIND OPENING REGULATION AND BED HEAD AND BEDSIDE CABINET LIGHT LEVEL ADJUSTMENT PUSHBUTTONS

CONNECTION, ENTERTAINMENT AND MULTIMEDIA FEATURES

A range of products dedicated to audio/video connections that provide the desired level of entertainment and enjoyment.

THE FUNCTION IS IMMEDIATELY RECOGNISABLE

A number of lightable diffusers with simple and intuitive symbols make each control immediately recognisable, making it easier for the customer to interact with the installed functions.

A complete offer for a state of the art electric system also inside the hotel room.

TECHNOLOGY AND FLEXIBILITY IN THE OFFICE

All the network at hand's reach: from electric distribution to data and audio/video signal management structured cabling systems.

MAXIMUM INTEGRATION
LIVINGLIGHT can be installed in all the Interlink solutions: columns, work stations, protruding towers and pop-up underfloor boxes.

SINGLE-FACE COLUMN

MEETING ALL CONNECTION REQUIREMENTS

Full aesthetic coordination of LIVINGLIGHT with the different systems:

- BTNET, structured cabling system,
- Audio/video signals and data distribution,
- Wireless data network expansion with Wi-Fi Access Point.

NEW RJ45 TOOLLESS CONNECTORS

GREEN SWITCH

AUDIO AND VIDEO CONNECTORS

ACCESS POINT WI-FI

PROTRUDING TOWER

POP-UP UNDERFLOOR BOXES

UNDERFLOOR BOX

ALUMINIUM
WHITE
BLACK
STEEL
BRASS

WORKSTATION

LIVINGLIGHT
AN INTERNATIONAL STANDARD

2 module standard area

BOXES CENTRE DISTANCE 71 mm

2 MODULES

2 + 2 MODULES

2 + 2 + 2 MODULES



2 + 2 + 2 + 2 MODULES

- Square cover plates, available for vertical and horizontal installation.

BOXES CENTRE DISTANCE 57 mm

2 + 2 + 2 MODULES

2 + 2 MODULES

- Square cover plates, available for vertical and horizontal installation.

3 module standard area

2 MODULES

3 MODULES

4 MODULES



7 MODULES

3 + 3 MODULES

MODULARITY

	3 module area					2 module area 71 mm			2 module area 57 mm	
	2	3	4	7	3+3	2+2	2+2+2	2+2+2+2	2+2	2+2+2
SQUARE	■	■	■	■	■	■	■	■	■	■
AIR	■	■	■	■	■	■	■	□	□	□

■ Available □ Not available

LIVINGLIGHT INSTALLATION SOLUTIONS

FLUSH-MOUNTED IN MASONRY WALLS



FLUSH MOUNTED BOX

SUPPORT WITH DEVICES

FRONT COVER PLATE

FLUSH-MOUNTED IN PLASTERBOARD WALLS

NEW

BOXES FOR PLASTERBOARD WALLS

SUPPORT WITH DEVICES

FRONT COVER PLATE

WALL MOUNTED

NEW UNIVERSAL WALL MOUNTED BOX SUITABLE FOR ALL THE NEW RANGES

SUPPORT WITH DEVICES

FRONT COVER PLATE

IN IP40 - IP44 - IP55 PROTECTION HOUSINGS

IP40 INDOOR HOUSING

IP55 OUTDOOR HOUSING

IP55 PROTECTED COVER

NEW



FLUSH MOUNTED BOX

IP44 PROTECTION HOUSING

COMPLETE LIGHT POINT (support, devices, cover plate)

Note: for the installation details and the item codes see the catalogue pages in the dedicated sections.

ON RAILS

BOX

SUPPORT WITH DEVICES

FRONT COVER PLATE

BOX

SUPPORT WITH DEVICES

FRONT COVER PLATE

OTHER INSTALLATION SOLUTIONS

WORKSTATION TRUNKING

EQUIPPED INTERLINK TRUNKING

PROTRUDING DOUBLE-FACE FLOOR TOWER

INTERLINK WALL MOUNTED CONTROL UNIT

TABLE-TOP DEVICE HOLDERS

SINGLE-FACE AND DOUBLE-FACE COLUMNS

INSTALLATION IN FLUSH MOUNTED BOX

Normal flush mounted boxes

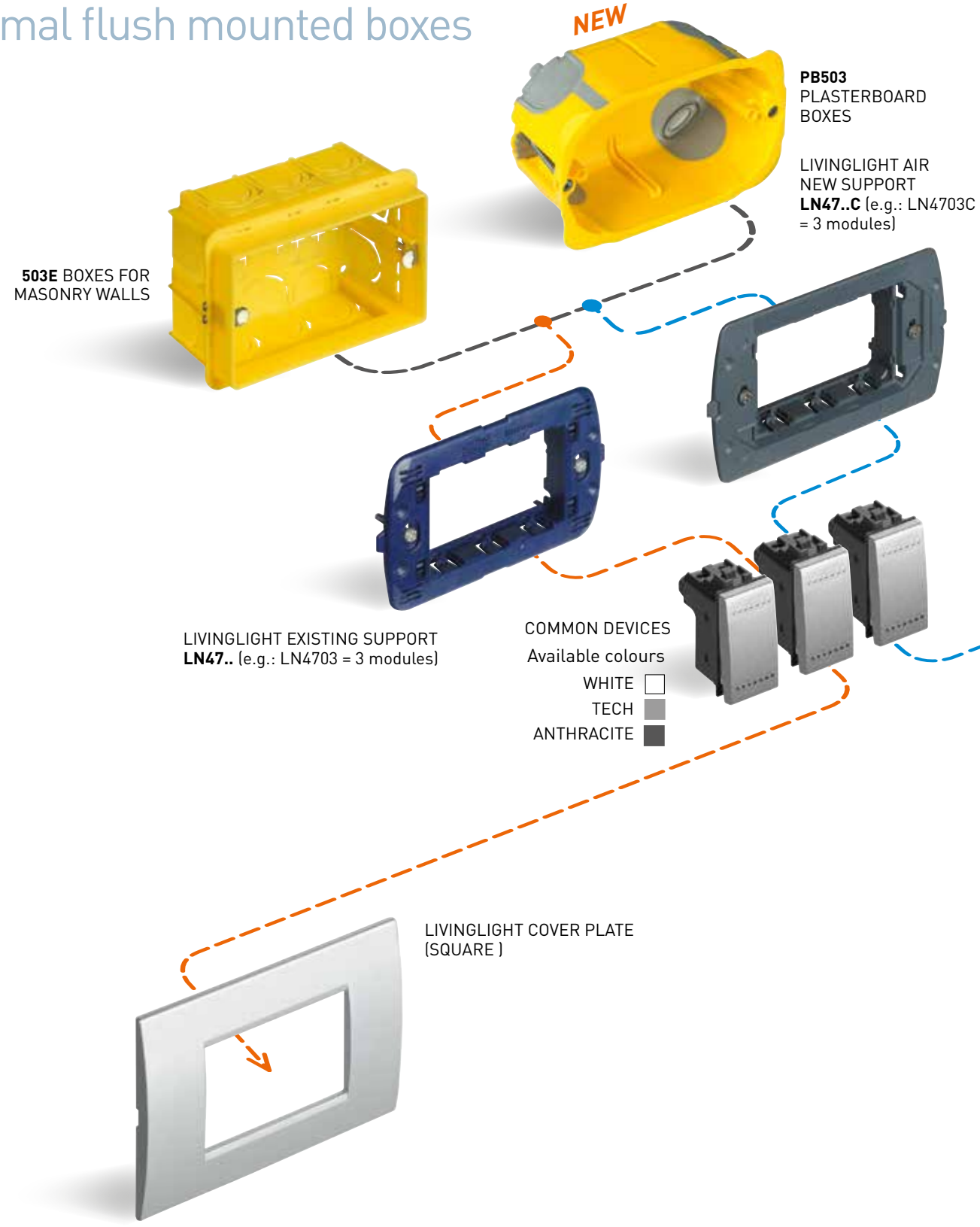

Livinglight

Livinglight is installed in the normal flush mounted boxes using the supporting frames with 2, 3, 4, 7 and 3+3 modules.

Livinglight Air

Livinglight Air, whose device/cover plate assembly protrudes less from the wall.

- 3, 4, 7 and 3+3 module installation: traditional BTicino (503E) flush mounted boxes with minimum depth 50 mm.
- 2-module installation: ONLY with special BTicino boxes (502W and PB502W).

Complete the installation with specific supports and cover plates.

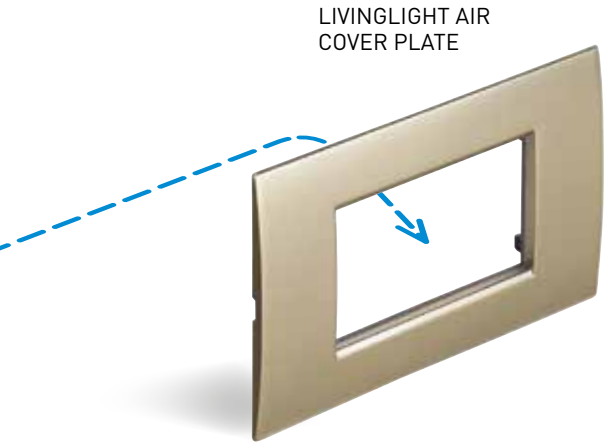

BOX EXTENSION: THE SOLUTION CAN BE USED IN ALL BTICINO SERIES TO INCREASE THE WIRING SPACE

To make installation easier and quicker, an adapter has been created, to increase the depth of the rectangular masonry wall flush mounted boxes. Available in 3-4-7- and 3+3 module versions. It makes wiring easier in case of several cables inside the same box, or for particularly deep devices.

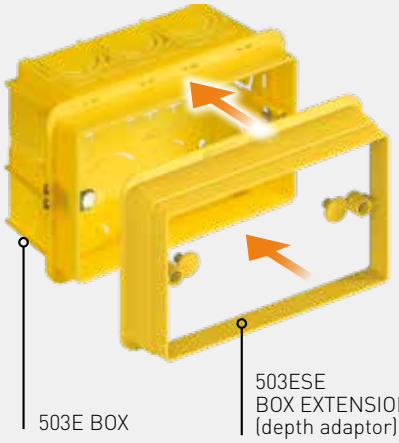

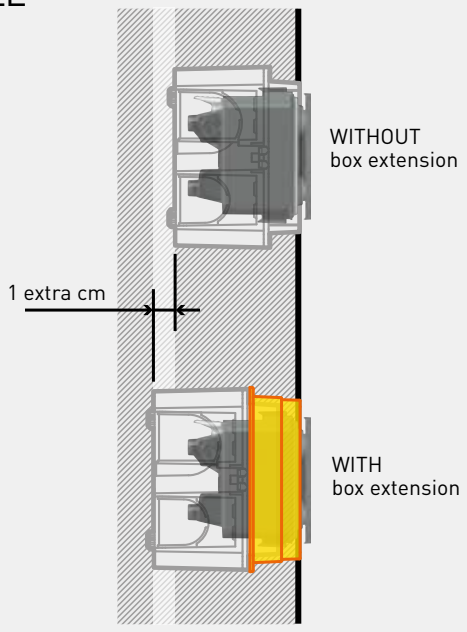

NEW
PLASTERBOARD BOX

Save your energy...
Easy, quick, professional

Not a simple plastic box, but the best solution for light walls: each innovative detail conceived to make your job quicker and easier, ensuring even more professional results.

The new generation of boxes for light walls: each innovative detail is produced to make your work quicker and easier, guaranteeing an even more professional result.

MILLING CUTTER CENTERING MADE EASIER

Points on the back for a perfect installation.



INNOVATIVE TOOLLESS OPENING

Pull the tongue manually to create the hole where the corrugated pipe can be inserted.

TRIPLE ANCHORING

Wide and reinforced flanges, metal staples and rubber profiles ensure that the box is perfectly fastened to the plasterboard board.

FLEXIBLE BUT FIRMLY FASTENED

Strong elastic membrane which guarantees the pipe seal in the box and flexibility to adjust the position.

EASIER INSTALLATION AND REMOVAL

Captive fastening staples, to fasten the boxes to the wall and remove them easily, without damaging the wall.

HIDES IMPERFECTIONS

Thin but wide collar to hide small errors in the wall drilling phase.

... and the home energy
Thermal insulation: -95% air losses



The new box is designed to satisfy the highest **energy saving** requirements: the perfect and strong adherence of the membrane to the corrugated pipe favours a significant energy saving (up to 15 kWhEP/ m²/ year) increasing the building's level of thermal insulation.

SQUARE AND ROUND INSTALLATION:
2 MODULE AREA SYSTEM

Standard flush mounted boxes

LIVING·LIGHT
can be installed using normal flush mounted boxes and 2 module supports. The light point can be completed with square or round cover plates depending on personal taste.

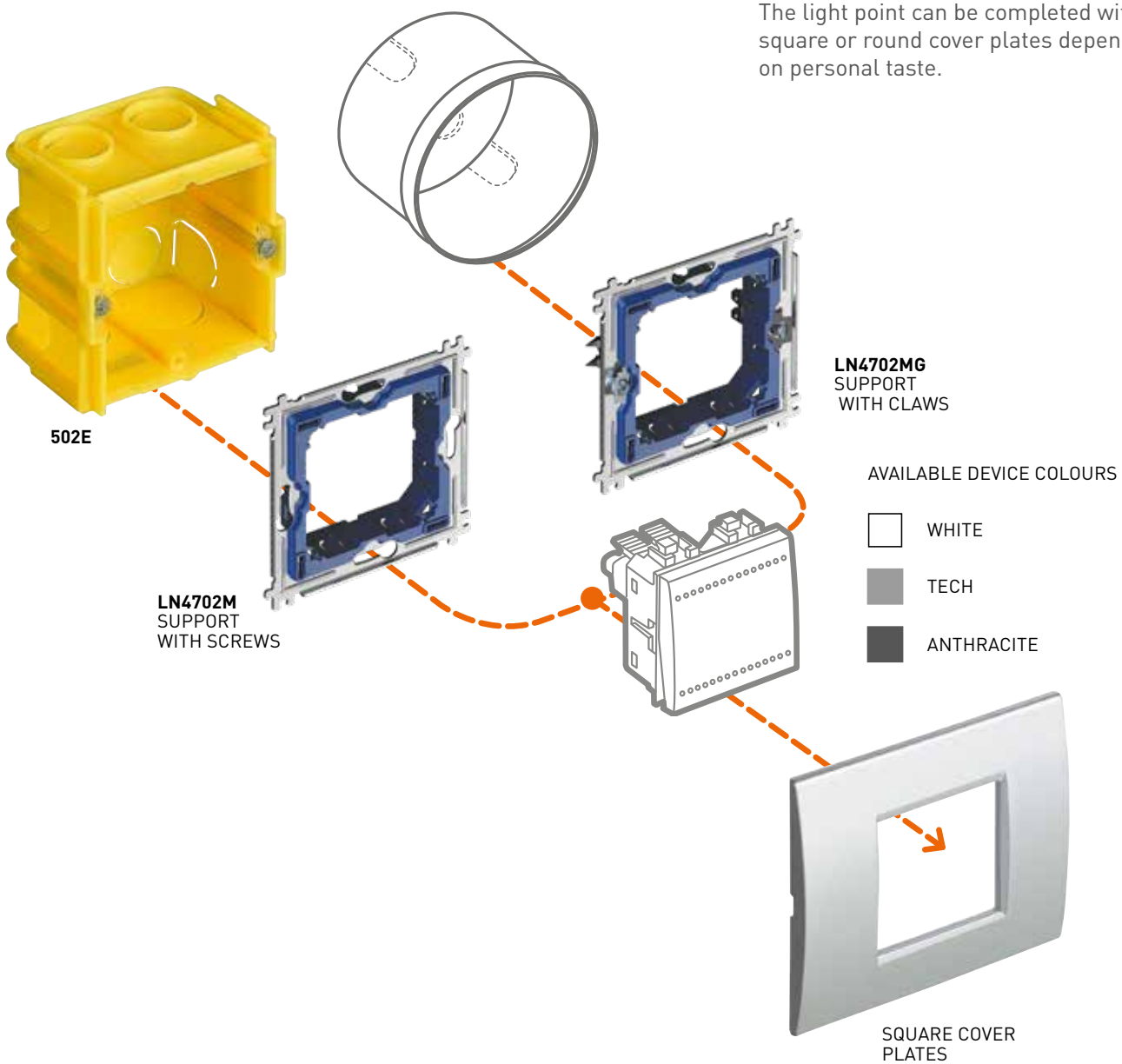

SQUARE AND ROUND INSTALLATION:
2 MODULE AREA SYSTEM

Standard flush mounted boxes

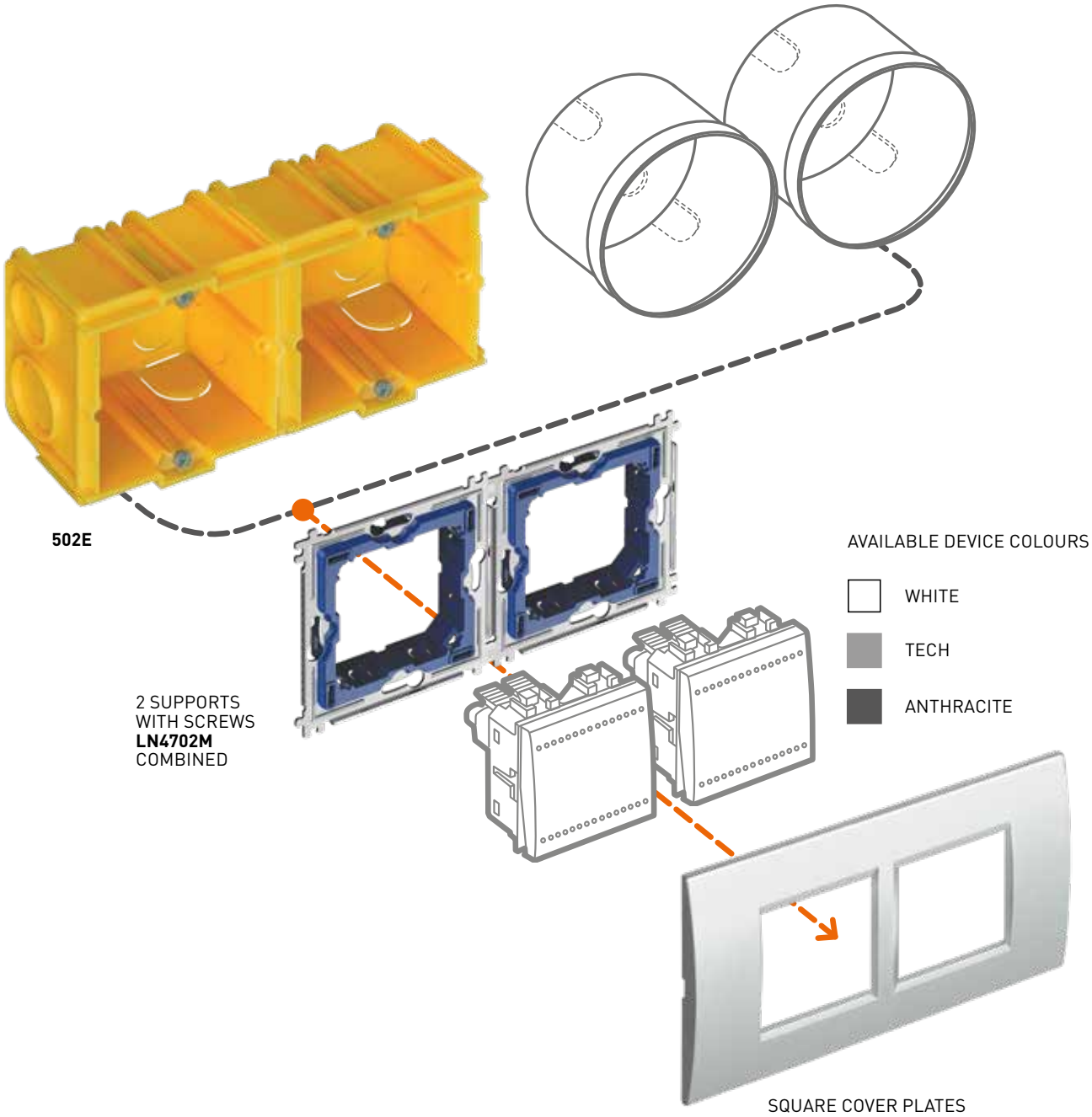

AIR INSTALLATION:
2 MODULE AREA SYSTEM

502E
BOX WITH SCREWS FOR MASONRY WALLS

PB502
BOX WITH SCREWS FOR PLASTERBOARD

LN4702E
SPECIFIC SUPPORT FOR AIR 2 MODULE AREA INSTALLATION

AVAILABLE DEVICE COLOURS

- WHITE
- TECH
- ANTHRACITE

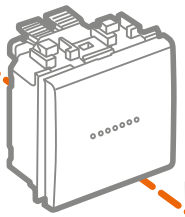



LNE4802...
AIR COVER PLATE FOR 2 MODULE AREA INSTALLATION

PB502A
COUPLING ACCESSORY

2 x **PB502**
COUPLED USING ACCESSORY PB502A

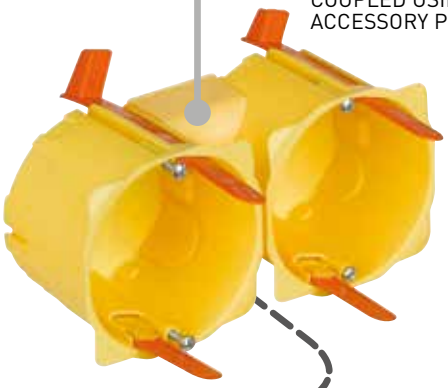

2 x **502E**
DIRECTLY COUPLED TO EACH OTHER

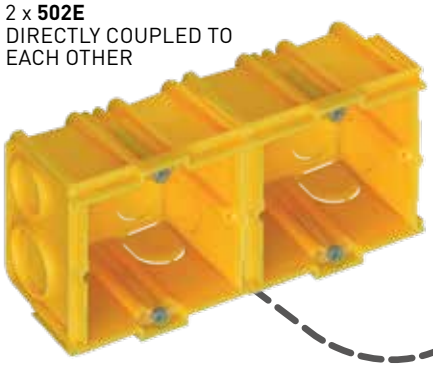

2 x **LN4702E**
DIRECTLY COUPLED TO EACH OTHER

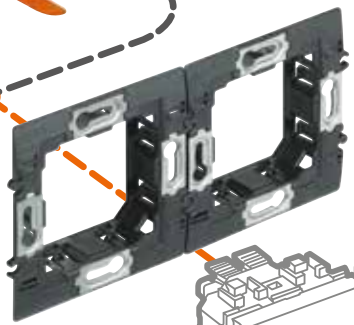

AVAILABLE DEVICE COLOURS

- WHITE
- TECH
- ANTHRACITE



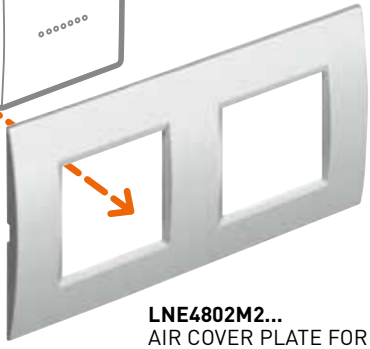

NOTE: HORIZONTAL OR VERTICAL INSTALLATION

LNE4802M2...
AIR COVER PLATE FOR 2 MODULE AREA INSTALLATION

AIR INSTALLATION:
2 MODULE AREA SYSTEM

3 x **PB502E**
COUPLED USING
ACCESSORY PB502A

3 x **502E**

3 x **LN4702E**

AVAILABLE
DEVICE COLOURS

- WHITE
- TECH
- ANTHRACITE

NOTE: HORIZONTAL OR
VERTICAL INSTALLATION

LNE4802M3...
AIR COVER PLATE
FOR 2 MODULE AREA
INSTALLATION

LIVING·LIGHT AIR

LIVINGLIGHT AIR features reduced protrusion from the wall of the device/cover plate.

- 2 module installation: on BTicino boxes 502E and PB502.

Complete the installation with specific supports and cover plates.

Suggestions:

- new systems: considering the back position of the mechanisms inside the boxes, for masonry walls the use of box extensions is recommended, for better comfort and wiring

very thin
thick

IDROBOX
UNIVERSAL COVER

New IP44 protection cover

The Universal Cover (item 26603) is fully compatible with all BTicino ranges – and not only, giving your customers full freedom when selecting finishes and all other details, both inside and outside the home. Just one product for maximum practical management and simple installation.

With an IP44 protection degree (guaranteed when closed), it is possible to install all kinds of devices, both outsides, and in areas requiring special protections, in full compliance with current regulations.

BASIC CONTROL DEVICES

ROCKER CONTROLS

N4001N N4001M2N

NT4001N NT4001M2N

L4001N L4001M2N L4001/0

		DEVICES WITH AUTOMATIC TERMINAL		DEVICES WITH SCREW & PLATE TERMINAL	
		1 module	2 modules	1 module	2 modules
Description		Item	Item	Item	Item
1 WAY SWITCH 1P 16 AX 250 Va.c.	□	N4001A	N4001M2A	N4001N	N4001M2N
	■	NT4001A	NT4001M2A	NT4001N	NT4001M2N
	■	L4001A	L4001M2A	L4001N	L4001M2N
	○	LN4001A	-	L4001/0	-
2 WAY SWITCH 1P 16 AX 250 Va.c.	□	N4003A	N4003M2A	N4003N	N4003M2N
	■	NT4003A	NT4003M2A	NT4003N	NT4003M2N
	■	L4003A	L4003M2A	L4003N	L4003M2N
	○	LN4003A	-	L4003/0	-
4 WAY SWITCH 1P 16 AX 250 Va.c.	□	-	-	N4004N	N4004M2N
	■	-	-	NT4004N	NT4004M2N
	■	-	-	L4004N	L4004M2N
	○	-	-	LN4004	-
PUSHBUTTON 1P (NO) 10 A 250 Va.c.	□	N4005A	N4005M2A	N4005N	N4005M2N
	■	NT4005A	NT4005M2A	NT4005N	NT4005M2N
	■	L4005A	L4005M2A	L4005N	L4005M2N
	○	LN4005A	-	L4005/0	-

Note: neutral controls are supplied without key covers. They must be finished using the key covers listed in the following pages.
The key covers of other controls may be replaced by those listed in the following pages.

AXIAL CONTROLS

N4051N N4051M2N

NT4051N NT4051M2N

L4051AN L4051M2AN

		DEVICES WITH AUTOMATIC TERMINAL		SCREW & PLATE TERMINAL	
		1 module	2 modules	1 module	2 modules
Description		Item	Item	Item	Item
1 WAY SWITCH 1P 10 AX 250 Va.c.	□	N4051AN	N4051M2AN	N4051N	N4051M2N
	■	NT4051AN	NT4051M2AN	NT4051N	NT4051M2N
	■	L4051AN	L4051M2AN	L4051N	L4051M2N
2 WAY 25 SWITCH 1P 10 AX 250 Va.c.	□	N4053AN	N4053M2AN	N4053N	N4053M2N
	■	NT4053AN	NT4053M2AN	NT4053N	NT4053M2N
	■	L4053AN	L4053M2AN	L4053N	L4053M2N
4 WAY SWITCH * 1P 16 AX 250 Va.c.	□	-	-	N4054	N4054M2
	■	-	-	NT4054	NT4054M2
	■	-	-	L4054	L4054M2
PUSHBUTTON ** 1P (NO) 10 A 250 Va.c.	□	N4055AN	N4055M2AN	N4055N	N4055M2N
	■	NT4055AN	NT4055M2AN	NT4055N	NT4055M2N
	■	L4055AN	L4055M2AN	L4055N	L4055M2N

Note: The key covers of axial controls may be replaced by those listed in the following pages.
* axial intermediate switch are fitted with screw and plate terminals
** **Note:** for installation in the standard 3 module arrangement with AIR plate, in combination with the MH BASIC interface, the use of box extensions is recommended, as it will make wiring easier.

NOTE: AX = filament and fluorescent lamp current □ **White** colour device ■ **Tech** colour device ■ **Anthracite** colour device ○ Neutral item

KEY COVER FOR AXIAL CONTROLS

Techno polymer

1-FUNCTION KEY COVER

LIGHTABLE NEUTRAL KEY COVERS			
		1 module	2 modules
Description		Item	Item
NEUTRAL KEY COVER WITH LIGHTABLE DIFFUSER	☐	N4916	N4916M2
	■	NT4916	NT4916M2
	■	L4916	L4916M2

NT4916

KEY COVERS COMPLETE WITH DIFFUSER WITH LIGHTABLE SYMBOL			
		1 module	2 modules
Description		Item	Item
KEY COVER WITH LIGHT SYMBOL	☐	N4916A	N4916M2A
	■	NT4916A	NT4916M2A
	■	L4916A	L4916M2A
KEY COVER WITH STAIRCASE LIGHT SYMBOL	☐	N4916B	N4916M2B
	■	NT4916B	NT4916M2B
	■	L4916B	L4916M2B
KEY COVER WITH BELL SYMBOL	☐	N4916D	N4916M2D
	■	NT4916D	NT4916M2D
	■	L4916D	L4916M2D
KEY COVER WITH KEY SYMBOL	☐	N4916F	N4916M2F
	■	NT4916F	NT4916M2F
	■	L4916F	L4916M2F

NT4916A

NT4916B

NT4916D

NT4916F

Note: these key covers can be installed to replace the original key covers

CUSTOMISABLE KEY COVERS WITH DIFFUSERS AVAILABLE IN KIT			
		1 module	2 modules
Description		Item	Item
KEY COVER CUSTOMISABLE WITH DIFFUSER	☐	N4916T	N4916M2T
	■	NT4916T	NT4916M2T
	■	L4916T	L4916M2T

NT4916T

NT4916M2T

Note: these key covers can be installed to replace the original key covers

	DIFFUSER KIT
Description	Item
KIT WITH COMPOSITION ON THE SIDE (5 DIFFUSERS FOR TYPE) ☐	N4916KIT
KIT WITH COMPOSITION ON THE SIDE (5 DIFFUSERS FOR TYPE) ■	NT4916KIT
KIT WITH COMPOSITION ON THE SIDE (5 DIFFUSERS FOR TYPE) ■	L4916KIT

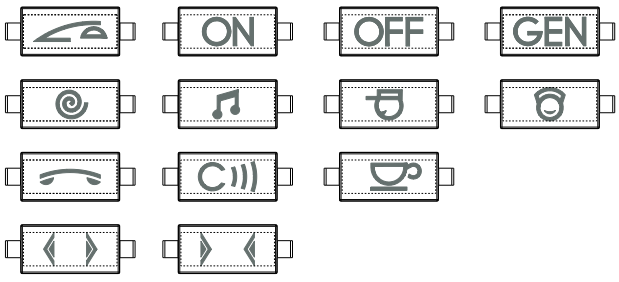

KEY COVER FOR ROCKER CONTROLS

Techno polymer

1-FUNCTION KEY COVER

LIGHTABLE NEUTRAL KEY COVERS

		1 module	2 modules	3 modules
Description		Item	Item	Item
NEUTRAL KEY COVER LIGHTABLE AT THE BOTTOM	☐	N4915N	N4915M2N	N4915M3N
	■	NT4915N	NT4915M2N	NT4915M3N
	■	L4915N	L4915M2N	L4915M3N
HIGH BRIGHTNESS KEY COVER	☐	N4915LN	N4915M2LN	N4915M3LN

N4915N

NT4915N

L4915N

N4915LN

Note: these key covers can be installed on the neutral control devices (without key cover)

KEY COVERS COMPLETE WITH DIFFUSER WITH LIGHTABLE SYMBOL

		1 module	2 modules
Description		Item	Item
KEY COVER WITH LIGHT SYMBOL	☐	N4915AN	N4915M2AN
	■	NT4915AN	NT4915M2AN
	■	L4915AN	L4915M2AN
KEY COVER WITH STAIRCASE LIGHT SYMBOL	☐	N4915BN	N4915M2BN
	■	NT4915BN	NT4915M2BN
	■	L4915BN	L4915M2BN
KEY COVER WITH BELL SYMBOL	☐	N4915DN	N4915M2DN
	■	NT4915DN	NT4915M2DN
	■	L4915DN	L4915M2DN
KEY COVER WITH KEY SYMBOL	☐	N4915FN	N4915M2FN
	■	NT4915FN	NT4915M2FN
	■	L4915FN	L4915M2FN
KEY COVER WITH DIMMER SYMBOL	☐		N4915M2ADN
	■		NT4915M2ADN
	■		L4915M2ADN
KEY COVER WITH "DO NOT DISTURB" SYMBOL	☐	N4915DD	N4915M2DD
	■	NT4915DD	NT4915M2DD
	■	L4915DD	L4915M2DD
KEY COVER WITH "MAKE UP THE ROOM" SYMBOL	☐	N4915MR	
	■	NT4915MR	
	■	L4915MR	
KEY COVER WITH FAN SYMBOL	☐	N4915RN	
	■	NT4915RN	
	■	L4915RN	
KEY COVER WITH HEATING SYMBOL	☐	N4915PN	
	■	NT4915PN	
	■	L4915PN	
KEY COVER WITH BOILER SYMBOL	☐	N4915SN	
	■	NT4915SN	
	■	L4915SN	

NT4915AN

NT4915BN

NT4915DN

NT4915FN

NT4915M2ADN

NT4915DD

NT4915MR

NT4915RN

NT4915PN

NT4915SN

Note: these key covers can be installed on the neutral control devices (without key cover) or to replace the original key covers

Note: for the customisable key covers with separate diffusers, see MyHOME_Up key cover section. Refer to the customisable 1-function key covers.

NOTE: ☐ White colour **device** ■ Tech colour **device** ■ Anthracite colour **device** ○ Neutral item

KEY COVER FOR ROCKER CONTROLS

Metal

LN4931OA

LN4931BZ

LN4931NS

LN4931AG

LIGHTABLE NEUTRAL KEY COVERS FOR SQUARE COVER PLATES

		1 module	2 modules	3 modules
Description		Item	Item	Item
ICE GOLD	○	LN4931OA	LN4931M2OA	LN4931M3OA
BRONZE	○	LN4931BZ	LN4931M2BZ	LN4931M3BZ
NICKEL	○	LN4931NS	LN4931M2NS	LN4931M3NS
SILVER	○	LN4931AG	LN4931M2AG	LN4931M3AG

LN4931OC

LN4931AC

LN4931TC

LN4931CR

LIGHTABLE NEUTRAL KEY COVERS FOR ROUND COVER PLATES

		1 module	2 modules	3 modules
Description		Item	Item	Item
GOLD	○	LN4931OC	LN4931M2OC	LN4931M3OC
STEEL	○	LN4931AC	LN4931M2AC	LN4931M3AC
TITANIUM	○	LN4931TC	LN4931M2TC	LN4931M3TC
CHROME	○	LN4931CR	LN4931M2CR	LN4931M3CR

NOTE: these key covers have the same finishes as the corresponding cover plates (check the two final letters in the code, which identify the colour). They can be used for the light points, to ensure a matching finish of the control and the cover plate.

GREEN SWITCH AND PASSIVE INFRARED SWITCHES

L4433N

NT4431N

Item		
		GREEN SWITCH
☐ N4433N ▪ NT4433N ■ L4433N		Zero crossing technology Green Switch, multi-load neutral connection. Switch with presence sensor by means of the combination of passive infrared rays and ultrasounds and brightness. Manual switching on of the light by front pushbutton and automatic switching off as a function of the brightness level and presence. Timing to delay switching off and brightness sensor threshold settable by means of mono/bidirectional remote control (BMSO4003 and BMSO4001). Power supply 230 Vac – relay output from 2.1 to 8.5 A max - 2 modules
☐ N4434N ▪ NT4434N ■ L4434N		Green Switch: switch with passive infrared rays presence sensor, and brightness sensor. Manual switching on of the light using the front pushbutton, and automatic switching off based on brightness level and presence. Switch off delay and brightness sensor threshold adjustable using the potentiometer and the one/two-way (BMSO4003 and BMSO4001) commissioning tools. Power supply 230 Vac and 1.7 A max relay output - 2 modules.
		PASSIVE INFRARED SWITCH
☐ N4431N ▪ NT4431N ■ L4431N		switch with passive infrared ray movement sensor, suitable for all types of load including LED lamps – variable-threshold twilight circuit with possibility of exclusion – timing circuit to delay switching off adjustable from 30 seconds to 10 minutes - 2 A resistive / 2 A inductive relay output - 230 Va.c. power supply - 1 module
☐ N4432 ▪ NT4432 ■ L4432		as above - switch off delay time circuit, with delay adjustment from 30 seconds to 10 minutes - it can also be activated using the external pushbutton - relay output 6 A resistive/2 A inductive - with O-A-I selector - power supply 230 Va.c.- 2 modules
☐ N4432/127 ▪ NT4432/127 ■ L4432/127		as above - 110/127 Va.c.

NOTE: ○ Neutral item

RELAYS

N4330/230

NT4330/230

L4330/230

Item		MONOSTABLE RELAYS
☐ N4330/230 ■ NT4330/230 ■ L4330/230		monostable relay with NO/NC 250 Va.c. contact 6 A resistive 4 A inductive cos φ 0.5 coil power supply 230 Va.c.
☐ N4330/12 ■ NT4330/12 ■ L4330/12		as above - coil power supply 12 Va.c.
☐ N4330/24 ■ NT4330/24 ■ L4330/24		as above - coil power supply 24 Va.c.

		ELECTRONICALLY HELD CYCLIC RELAYS
☐ N4341/34 ■ NT4341/34 ■ L4341/34		circuit breaker cyclic relay 10 AX 250 Va.c. - 3/4 wires

OTHER CONTROL DEVICES

N4003ES

NT4003ES

L4003ES

Item		ENERGY SAVING TWO-WAY SWITCH
☐ N4003ES ■ NT4003ES ■ L4003ES		It is installed and works like a traditional switch/ two-way switch, but allows switching off the light automatically after 10 minutes, if no one moves in front of the incorporated IR sensor. The IR sensor has a range of 8 metres and an amplitude of 160° - Compatible with all the lamps: - 12-150W halogen or incandescence - 2-150 VA: lamps with electronic or ferromagnetic ballast con ballast - 8-30 W (or 650mA): LED and CFL It is possible to mix all the types of lamp on the same circuit – it is ideal for places where the light remains on uselessly, such as: children's bedroom, corridors, garage, cellars, etc. – 2 modules

Energy saving two-way switch

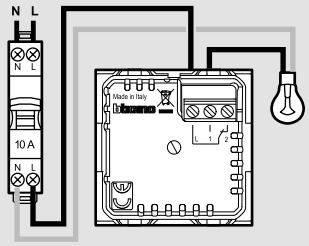

Energy saving two-way switch + two-way switch

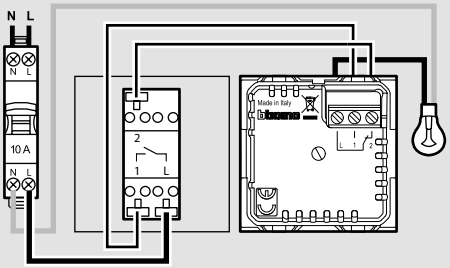

The IR sensor activates when the light is switched on using one of the two control points. The energy saving two-way switch switches the circuit off after 10 minutes when no presence is detected.

2 energy saving two-way switches

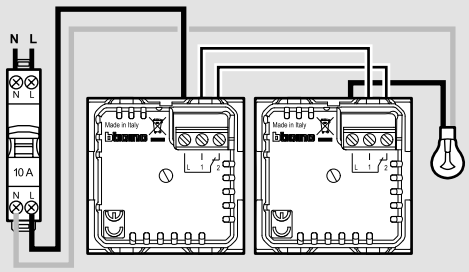

Both the IR sensors of the two devices activate when the light is switched on. The light switches off automatically when both devices remain for 10 minutes without detecting any presence.

NOTE: ☐ White colour **device** ■ Tech colour **device** ■ Anthracite colour **device** ○ Neutral item

OTHER CONTROL DEVICES

EXAMPLES OF CONNECTION OF THE ENERGY SAVING TWO-WAY SWITCH

INSTALLATION AS SWITCH



Energy saving two-way switch

INSTALLATION AS TWO-WAY SWITCH

Two-way switch Energy saving two-way switch



Energy saving two-way switch Two-way switch

NOTE: NO neutral required. Zero consumption with the light off.

N4002N

N4012

N4011

NT4027

NT4027VMC

NT4022

NT4391

L4002N

L4027

Item		
		16AX 250 Va.c. SWITCHES
☐ N4002N ▪ NT4002N ■ L4002N		2 P switch
☐ N4012 ▪ NT4012 ■ L4012		2 P key switch - the key can be removed both in the ON and the OFF position - different devices require different keys
☐ N4012C ▪ NT4012C ■ L4012C	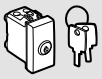	2 P key switch - as above, but the keys are the same for every device
		32 A TWO-POLE SWITCH
☐ N4011 ▪ NT4011 ■ L4011		2 P 32 A - 250 Va.c. switch
		16 AX 250 Va.c. TWO-WAY SWITCH
☐ N4022 ▪ NT4022 ■ L4022	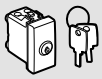	1 P key two-way switch - the key can be removed both in the ON and the OFF position - different devices require different keys
☐ N4022C ▪ NT4022C ■ L4022C		1 P key two-way switch - as above, but the keys are the same for every device
		16 A 250 Va.c. CHANGEOVER SWITCH
☐ N4027 ▪ NT4027 ■ L4027		1 P double-key changeover switch 1-0-2
☐ N4027VMC ▪ NT4027VMC ■ L4027VMC		as above - fan symbol
		CONNECTOR
☐ N4391 ▪ NT4391 ■ L4391		jack connector with 2 x 48 V 10 A closing contacts (for plug item 2124N)
○ 2124N		plug/jack for item L/N/NT4391

OTHER CONTROL DEVICES

N4042N

N4043N

NT4016

NT4033

LN4040

26108L

L4037

L4038R

L4038V

Item		
		KNOB SELECTOR SWITCH
☐ **N4016** ■ **NT4016** ■ **L4016**		selector switch - 1-way rotative changeover switch - 4 positions to control air conditioning, fans etc. 3 A 250 Va.c.
		10 A 250 Va.c. PUSHBUTTONS
☐ **N4034N** ■ **NT4034N** ■ **L4034N**		1 P (NC) opening pushbutton preset for interchangeable key covers
☐ **N4036** ■ **NT4036** ■ **L4036**		1 P (NO) + 1 P (NO) double pushbutton
☐ **N4037** ■ **NT4037** ■ **L4037**		1 P (NO) + 1 P (NO) double interlocked pushbutton
☐ **N4033** ■ **NT4033** ■ **L4033**	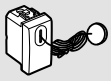	1 P (NO) pull-cord pushbutton
☐ **N4038R** ■ **NT4038R** ■ **L4038R**		1 P (NO) pushbutton + lampholder for LED LN4742V12T - LN4742V230T - red diffuser
☐ **N4038V** ■ **NT4038V** ■ **L4038V**		as above - green diffuser
☐ **N4044N** ■ **NT4044N** ■ **L4044N**		2 P (NO) pushbutton with independent contacts for traditional hospital notification systems
○ **LN4040**		1 P (NO) pushbutton + LED lightable nameplate LN4742V12T - LN4742V230T
☐ **26108N** ■ **26108T** ■ **26108L**		IP55 plate pushbutton - backlit with LED technology (already installed) - suitable for installation on 503E and 502E flush mounted boxes

		KEY COVERS
☐ **N4916DP** ■ **NT4916DP** ■ **L4916DP**		neutral key cover for item N/NT/L4036, N/NT/L4038R, N/NT/L4038V - package of 10 pieces
☐ **N4916DPA** ■ **NT4916DPA** ■ **L4916DPA**		key cover with arrow symbol for item N/NT/L4027, N/NT/L4037 - package of 10 pieces
		10 A 250 Va.c. PUSHBUTTONS
☐ **N4042N** ■ **NT4042N** ■ **L4042N**		1 P (NO) pushbutton marked with lightable bell symbol
☐ **N4042M2N** ■ **NT4042M2N** ■ **L4042M2N**		1 P (NO) pushbutton marked with lightable bell symbol - 2 mod.
☐ **N4043N** ■ **NT4043N** ■ **L4043N**		1 P (NO) pushbutton marked with lightable lamp symbol
☐ **N4043M2N** ■ **NT4043M2N** ■ **L4043M2N**		1 P (NO) pushbutton marked with lightable lamp symbol - 2 mod.

NOTE: ☐ White colour **device** ■ Tech colour **device** ■ Anthracite colour **device** ○ Neutral item

DIMMER

N4402N

N4408N
N4410N
N4411N

NT4408N
NT4410N
NT4411N

L4408N
L4410N
L4411N

Item		
	KNOB DIMMER	
☐ N4402N* ▒ NT4402N* ■ L4402N*		knob dimmer with built-in two-way switch - 60-500 W resistive - TRIAC/IGBT technology - built-in fuse - 1 module
☐ N4406* ▒ NT4406* ■ L4406*		resistive knob dimmer 100-500 W - 1 module
☐ N4581 ▒ NT4581 ■ L4581		resistive knob dimmer 400/800 W - 1 modules
	PUSHBUTTON DIMMER	
☐ N4408N ▒ NT4408N ■ L4408N		dimmer with resistive/inductive 300/600 W pushbutton with electronic protection - 2 modules
☐ N4410N ▒ NT4410N ■ L4410N		0 - 10 V ballast pushbutton dimmer with electronic protection, 600 VA (for 0-10V ballast lamps) - 2 modules
☐ N4582N ▒ NT4582N ■ L4582N		resistive/capacitive touch dimmer 400/700 W - 2 modules
	UNIVERSAL PUSHBUTTON DIMMER	
☐ N4411N ▒ NT4411N ■ L4411N		universal dimmer - resistive, inductive, capacitive, compact fluorescent and dimmer LEDs - 75 - 400 W with electronic protection - 2 modules

NOTE: When installing dimmers with AIR cover plates, we recommend the use of the new pushbutton dimmers to ensure the best aesthetic results and maximum planarity of the light point.
If dimmers L/N/NT4002N are to be installed, the box extension must be used to make wiring easier.

UNIVERSAL PUSHBUTTON DIMMER: ELECTRICAL CONNECTIONS

Stand alone connection

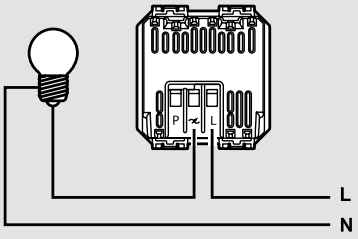

Connection with pushbutton

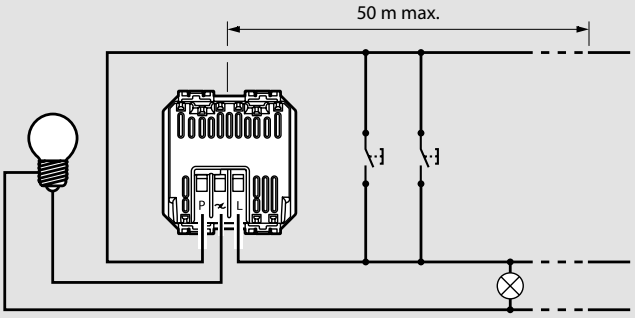

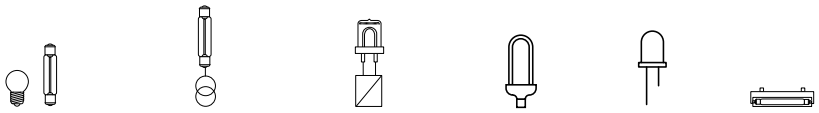

Loads

Item	Type	range	supply std	Incandescents and hologens	Halogens with ferromagnetic transformer	Halogens with electronic transformer	Dimmerable compact fluorescents	Dimmerable LED lamps	Fluorescents with electronic 0-10 V ballast
N4402N NT4402N L4402N	Resistive	230 Va.c. 50 Hz	230 Va.c.	60 - 500 W					
N4406 NT4406 L4406	Resistive	230 Va.c. 50 - 60 Hz	230 Va.c.	100 - 500 W					
N4408N NT4408N L4408N	Resistive Inductive	100 - 240 Va.c. 50 - 60 Hz	240 Va.c. 100 Va.c.	20 - 600 W 20 - 300 W	20 - 600 VA 20 - 300 VA				
N4410N NT4410N L4410N	0 - 10 V	100 - 240 Va.c. 50 - 60 Hz	240 Va.c. 100 Va.c.						20 - 600 VA 20 - 300 VA
N4411N NT4411N L4411N	Universal	100÷240 Va.c. 50÷60 Hz	240 Va.c. 100 Va.c.	3 ÷ 400 W 3 ÷ 200 W	3 ÷ 400 VA 3 ÷ 200 VA	3 ÷ 400 VA 3 ÷ 200 VA	3 - 150 VA 3 - 75 VA	3 - 150 VA 3 - 75 VA	
N4581 NT4581 L4581	Resistive	110 - 230 Va.c. 50 - 60 Hz	230 Va.c. 127 Va.c.	50 - 800 W 50 - 400 W					
N4582N NT4582N L4582N	Resistive Capacitive	110 - 230 Va.c.50 - 60 Hz	127 Va.c. 230 Va.c.	50 - 400 W 50 - 700 W	50 - 400 W 50 - 700 W		50 - 300 W 50 - 300 W		100 - 300 W 100 - 500 W

NOTE: ☐ White colour **device** ▒ Tech colour **device** ■ Anthracite colour **device** ○ Neutral item

TEMPERATURE CONTROL

N4441
N4441FH

N4451


X8000
X8000W

Item		
		ELECTRONIC THERMOSTATS
☐ N4441 ▪ NT4441 ■ L4441		electronic room thermostat - relay output with 1 contact in switching 2 A 250 Va.c. - power supply 230 Va.c.
☐ N4441FH ▪ NT4441FH ■ L4441FH		electronic room thermostat as above - with sensor for underfloor heating
☐ N4442 ▪ NT4442 ■ L4442		electronic room thermostat with "summer/ winter" incorporated changeover switch - relay output with C-NO 2 A 250 Va.c contact. - power supply 230 Va.c.
☐ N4442/127 ▪ NT4442/127 ■ L4442/127		as above - 110/127 Va.c.
		TIMER THERMOSTATS
☐ N4451 ▪ NT4451 ■ L4451		daily/weekly timer thermostat for heating and air conditioning. Backlit display. - battery power supply: 2x 1.5 V - can be activated remotely using the remote control - possibility of connection of an external sensor, type R (25°C) = 10k - output - exchange contact 5(3)A
○ X8000		Smarter is the connected thermostat with built-in wi-fi to be used with the dedicated Thermostat APP, which can be used to complete all the programming and to perform most of the functions in a simple and intuitive manner. The temperature level can be set locally for manual operation and it is possible to activate Boost mode, which forces the switching on of the system for a limited time (30, 60 or 90 minutes), irrespective of the measured and programmed temperature. Power supply 100 to 240 Vac, 50/60 Hz - Absorption 2 W max - Maximum cable section 1 x 1.5 mm^2; - Operating temperature 5 to 40 °C - temperature set-point 5 to 40 °C (Increase of 0.5 °C) - Output: - 1 switching contact, 5(2)A potential free. - Type of operation 1BU - Pollution index 2 - Rated pulse voltage 4 kV Installation: - flush mounted, on boxes item 503E or 500 (for item 500 use the wall dowels) or plasterboard, on boxes item PB503N and item PB502N.
○ X8000W		Features: as X8000. Installation: wall mounted.
☐ N4450 ▪ NT4450 ■ L4450		wall mounted daily/weekly electronic timer thermostat for heating and cooling systems. Three selectable temperatures during the 24 h period - Auto, Manual, Holiday, Jolly, Antifreeze Operation. Power supply with battery: 2x1. 5 V - possibility of connecting an external temperature probe - output contact in exchange 1 A cosφ 0.5
		ACCESSORIES FOR TIMER THERMOSTATS
○ F462		GSM telephone actuator - 4 DIN modules
○ 3457		external sensor for L/N/NT4450 and L/N/NT4451

GAS DETECTORS

NT4511/12

NT4520

L4541

L4525/12NO

F91/12E

Item		
		GAS DETECTORS
☐ N4511/12 ▪ NT4511/12 ■ L4511/12		natural gas detector with sound and visual alarm notification - self diagnosis - ready for signal repeater control - power supply 12 Va.c./d.c. - 2 modules
☐ N4512/12 ▪ NT4512/12 ■ L4512/12		as above - for GPL gas
		SIGNAL REPEATER
☐ N4520 ▪ NT4520 ■ L4520		gas detector signal repeater - sound/visual alarm notification - 1 switching contact relay output - 6A resistive, 2A inductive - for the control of a manual reset gas solenoid valve - 2 modules
		TRANSFORMER
☐ N4541* ▪ NT4541* ■ L4541*		safety transformer - 230 Va.c input. - 50/60 Hz - 12 Va.c. output - power 4 VA - 2 modules - for the powering of gas detectors
* The correct operation of gas detectors is only guaranteed if the transformers shown in this page are used		
		DIN TRANSFORMER
○ F91/12E*		safety transformer - 230 Va.c. input - 50/60 Hz - 12 Va.c. output - power 6 VA - DIN rail enclosure - 3 DIN modules - for the powering of gas detectors
		GAS SOLENOID VALVE
○ L4525/12NO		normally open solenoid valve - manual reset - 12 Va.c. power supply. 50 Hz - 3 VA absorbed power- no power absorption in the idle condition - 500mbar max pressure - IP65 protection index - operating temperature: 15 +60 °C - 3/4" threaded connections " and 1/2" reductions supplied

Thermostat App for Smarther thermostat

Download on App Store

AVAILABLE ON Google Play

NOTE: ☐ White colour **device** ▪ Tech colour **device** ■ Anthracite colour **device** ○ Neutral item

ITALIAN STANDARD SOCKETS

N4113

N4180

N4115

NT4140

NT4140/16

L4180R

L4140/16R

N4180/2

N4142AF

NT4140/16F

NT4180/3

L4142AN

L4180V

Item		ITALIAN STANDARD SOCKETS
☐ N4113 ■ NT4113 ■ L4113		2 P+E 10 A 250 Va.c. socket - centre distance 19 mm - shielded tulip contacts Ø 4 mm
☐ N4180 ■ NT4180 ■ L4180		2 P+E 16A 250 Va.c. socket - centre distance 19 mm and 26 mm - shielded tulip contacts - for 2 P and 2 P+E 10 and 16 A plugs
☐ N4115 ■ NT4115 ■ L4115		2 P+E 10 250 Va.c. irreversible safety socket for plug item 2200NA or 2200NN
☐ 2200NA ■ 2200NN		safety plug for socket N/NT/L4115 - ivory colour (NA) or black (NN)
		DUPLEX AND TRIPLEX ITALIAN STANDARD SOCKETS
☐ N4180/2 ■ NT4180/2 ■ L4180/2		duplex socket - 2 sockets in parallel 2P+E 10A and 16A 250 Va.c. - centre distance 19 mm and 26 mm - additional 2P (phase-neutral) available for junctions - for plugs 2 P e 2 P+E 10 and 16 A Italian standard
☐ N4180/3 ■ NT4180/3 ■ L4180/3		triplex socket - 3 sockets in parallel - features as above.
		GERMAN AND ITALIAN STANDARD SOCKETS
☐ N4140 ■ NT4140 ■ L4140		2 P+E 16 A 250 Va.c. socket with side contacts and earth control unit for German standard plugs and 10 A plugs with aligned pins - type P30 - centre distance 19 mm - shielded tulip contacts
☐ N4140/16 ■ NT4140/16 ■ L4140/16		2 P+E 16 A 250 Va.c. socket - 19 and 26 mm centre distance in 2-centre configuration - protected tulip contacts; side earth contact for German standard plugs; suitable for: - 2 P and 2 P+E 10/16 A Italian standard plugs - 2 P+E 16 A German standard plugs
		FLAT SOCKET
☐ N4140/16F ■ NT4140/16F ■ L4140/16F		German and Italian standard flat socket. When the plug is inserted the socket surface slides inside the casing; it returns to its initial position when the plug is taken out. Socket 2 P+E 16 A 250 Va.c. - 19 and 26 mm centre distance in 2-centre configuration - protected and LED-lightable tulip contacts; side earth contact for German standard plugs; suitable for: Italian standard plugs 2P and 2 P+E 10/16 A, and 16A, German standard plugs 2P+E 16 A.

*: for the LEDs to be used with the flat socket see the "Backlighting LEDs" page later on in the catalogue.

Item		SOCKETS FOR PRIORITY LINES
○ L4180R		2 P+E 16 A 250 Va.c. socket - centre distance 19 mm and 26 mm - shielded tulip contacts - for 2 P and 2 P+E 10 and 16 A Italian standard plugs - red colour
○ L4180V*		as above - green colour
○ L4140/16R		2 P+E 16 A 250 Va.c. socket - 19 and 26 mm centre distance in 2-centre configuration - protected tulip contacts; side earth contact for German standard plugs; suitable for: - 2 P and 2 P+E 10/16 A Italian standard plugs - 2P+E 16 A German standard plugs- colour red
○ L4140X16V*		as above - green colour
○ L4140R		2 P+E 16 A 250 Va.c. socket with side contacts and earth control unit for German standard plugs and 10 A plugs with aligned pins - type P30 - centre distance 19 mm - shielded tulip contacts - red colour

* available to order

		FRANCE/BELGIUM STANDARD SOCKETS
☐ N4142AN ■ NT4142AN ■ L4142AN		socket 2P+T 16A - France/Belgium standard - shielded tulip contacts - Automatic clamps -
☐ N4142AF ■ NT4142AF ■ L4142AF		as above - FLAT

SOCKET OUTLETS - GERMAN AND FRENCH STANDARDS

N4141AN

L4141MA

NT4143

NT4142

LN4142AN

L4142

L4146

L4141R

L4141MAP

L4141V

NT4145

LN4142MA

L4942N

L4142AN

Item		GERMAN STANDARD
☐ N4141 ■ NT4141 ■ L4141		2 P+E 16 A 250 V socket with earth side contacts - shielded tulip contacts
☐ N4141PW ■ NT4141PW ■ L4141PW		2 P+E 16 A 250 V socket with earth side contacts - shielded tulip contacts - with cover
		GERMAN STANDARD (AUTOMATIC CLAMPS)
☐ N4141AN ■ NT4141AN ■ L4141AN		2 P+E 16 A socket with earth side contacts - automatic clamps - 2 modules
☐ N4141MA ■ NT4141MA ■ L4141MA		2 P+E 16 A socket with earth side contacts - automatic clamps - 2 modules - monobloc
☐ N4141MAP ■ NT4141MAP ■ L4141MAP		2 P+E 16 A socket with earth side contacts - automatic clamps - 2 modules - monobloc with cover
		FOR SPECIAL USERS
○ L4141R		2 P+E 16 A 250 V socket with earth side contacts - shielded tulip contacts - German standard - colour red
○ L4141V		as above - colour green

Item		FRENCH STANDARD
☐ N4142AN ■ NT4142AN ■ L4142AN		2 P+E 16 A 250 Va.c. socket - shielded tulip contacts - automatic clamps
☐ N4142 ■ NT4142 ■ L4142		2 P+E 16 A 250 Va.c. socket - shielded tulip contacts
○ N4142R		socket as above - colour red
☐ N4143 ■ NT4143 ■ L4143		2 P 16 A 250 Va.c. socket - shielded tulip contacts
☐ N4144 ■ NT4144 ■ L4144		2 P+E 16 A socket shielded tulip contacts - with pilot light, with automatic clamps - 2 modules
☐ N4145 ■ NT4145 ■ L4145		2 P+E 16 A 250 Va.c. socket - shielded tulip contacts - with cover
☐ N4146 ■ NT4146 ■ L4146		2 P 10/16 A 250 Va.c. socket with indexing slot
		FRENCH STANDARD (AUTOMATIC CLAMPS)
○ LN4142AN		2 P+E 16 A 250 Va.c. socket - neutral finish to be completed with front cover L4942S, N4942S, NT4942S
☐ N4942S ■ NT4942S ■ L4942S		front cover for sockets LN4142AN
○ LN4142MA		2P + E 250 Va.c. socket monobloc - neutral finish to be completed with front cover L4942N, N4942N, NT4942N
☐ N4942N ■ NT4942N ■ L4942N		front cover for sockets LN4142MA
☐ N4142AF ■ NT4142AF ■ L4142AF		Flat socket. When the plug is inserted the socket surface slides inside the casing; it returns to its initial position when the plug is taken out. Socket 2 P+E 10/16 A 250 Va.c. - protected tulip contacts - 2 modules

NOTE: ☐ **White** colour device ■ **Tech** colour device ■ **Anthracite** colour device ○ Neutral item

SOCKET OUTLETS - EURO-AMERICAN AND BRITISH STANDARDS



N4127 N4129S NT4125 NT4126 L4185

Item		
		EURO-AMERICAN STANDARD
☐ N4125S ▪ NT4125S ■ L4125S		2 P 16 A 127/250 Va.c. socket - unshielded tulip contacts - 1 module
☐ N4125 ▪ NT4125 ■ L4125		2 P 16 A 127/250 Va.c. socket - Ø 5 mm shielded tulip contacts - 1 module
☐ N4126S ▪ NT4126S ■ L4126S		2 P+E 16 A 127/250 Va.c. universal socket - Ø 5 mm unshielded tulip contacts - 2 modules
☐ N4126 ▪ NT4126 ■ L4126		2 P+E 16 A 127/250 Va.c. universal duplex socket - Ø 5 mm shielded tulip contacts - 2 modules
☐ N4185S ▪ NT4185S ■ L4185S		2 P+E 16 A 127/250 Va.c. universal duplex socket - unshielded tulip contacts - 3 modules
☐ N4185 ▪ NT4185 ■ L4185		2 P+E 16 A 127/250 Va.c. universal duplex socket - shielded tulip contacts - 3 modules
		BRITISH STANDARD
☐ N4150 ▪ NT4150 ■ L4150		socket outlet 2 modules - 13 AMP (items conform to BS 1363)
NOTE: for other items belonging to the BS offer see the dedicated brochure		
		AMERICAN STANDARD
☐ N4127S ▪ NT4127S ■ L4127S		2 P 15 A 127/250 Va.c. socket - unshielded tulip contacts - 1 module
☐ N4127 ▪ NT4127 ■ L4127		2 P 15 A 127/250 Va.c. socket - shielded tulip contacts - 1 module
☐ N4129S ▪ NT4129S ■ L4129S		2 P+E 15 A 127/250 Va.c. socket - unshielded tulip contacts - 1 module
☐ N4129 ▪ NT4129 ■ L4129		2 P+E 15 A 127/250 Va.c. socket - shielded tulip contacts - 1 module
☐ N4128S ▪ NT4128S ■ L4128S		2 P+E 15 A 127/250 Va.c. socket - unshielded tulip contacts - 2 modules
☐ N4128 ▪ NT4128 ■ L4128		2 P+E 15 A 127/250 Va.c. socket - shielded tulip contacts - 2 modules
☐ N4188S ▪ NT4188S ■ L4188S		2 P+E 15 A 127/250 Va.c. universal duplex socket - unshielded tulip contacts - 3 modules
☐ N4188 ▪ NT4188 ■ L4188		2 P+E 15 A 127/250 Va.c. universal duplex socket - shielded tulip contacts - 3 modules
☐ N4188GF ▪ NT4188GF ■ L4188GF		2 P+E 15 A 127 Va.c. GFCI socket - 3 modules - support frame included

SOCKET OUTLETS - DIFFERENT INTERNATIONAL STANDARDS

N4132

NT4132

NT4183

L4139

L4122ET

L4164/12

Item		
		AUSTRALIAN STANDARD
☐ N4132 ▪ NT4132 ■ L4132		2 P+E 10 A 250 Va.c. socket - safety socket, shuttered and auto switched - 2 modules
☐ N4133 ▪ NT4133 ■ L4133		2 P+E 15 A 250 Va.c. socket - safety socket, shuttered and auto switched - 2 modules
		BRAZILIAN STANDARD
☐ N4165S ■ L4165S		10 A socket with unshielded tulip contacts
☐ N4166S ■ L4166S		20 A socket with unshielded tulip contacts
		SHAVER SOCKETS
☐ N4177* ▪ NT4177 * ■ L4177*		shaver socket with insulating transformer - input voltage 230V a.c. 50/60Hz - output voltage 115/230V a.c. 20VA - 3 modules)
☐ N4177/127* ■ L4177/127*		as above - input voltage 127V a.c.
*__Note__: when installed with Livinglight AIR, the use of the box extension is necessary, in order to make easy the wiring		
		EGYPTIAN STANDARD
☐ N4122ET ▪ NT4122ET ■ L4122ET		2 P 10 A 250 Va.c. socket - contact tubes Ø 4 - 4.8 mm - centre line of holes 19 mm - 1 module
		SWISS STANDARD
☐ N4164/12 ▪ NT4164/12 ■ L4164/12		2 P+E 10 A 250 Va.c. socket - 1 module
☐ N4164/13 ▪ NT4164/13 ■ L4164/13		2 P+E 10 A 250 Va.c. socket - 2 modules
		ISRAELI STANDARD
☐ N4183 ▪ NT4183 ■ L4183		2 P+E 10/16 A 250 Va.c. socket - 2 modules
		MULTISTANDARD
☐ N4139 ▪ NT4139 ■ L4139		2 P+E 5/6/10/13 A 250 Va.c. and 127 Va.c. socket - multistandard - 2 modules

NOTE: ☐ **White** colour device ▪ **Tech** colour device ■ **Anthracite** colour device ○ Neutral item

USB CHARGERS AND SOCKETS ACCORDING TO FOREIGN STANDARDS

N4285C1

NT4285C1

L4285C2

L4285C1

LN4285CW2

Item		USB CHARGER
☐ N4285C1 ■ NT4285C1 ■ L4285C1		5 Vdc USB charger only for charging electronic devices up to 1,100 mA like mobile phones, smartphones, tablets and similar – 110-230 V 50-60 Hz DIRECT power supply
☐ N4285C2 ■ NT4285C2 ■ L4285C2		5 Vdc USB charger for quick charge of one single electronic device (mobile phones, smartphones, tablets or similar) up to 2,400 mA or simultaneous charging of two devices up to 1.200 mA – 110-230 Va.c. DIRECT power supply 50-60 Hz

		INDUCTION AND USB CHARGER
○ LN4285CW2	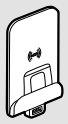	allows the quick and wireless charging of smartphones with induction receiver. Suitable for the bed head, sideboards, desks and work areas. Compliant with WPC QI (World Power consortium) and EN 62479 (EF emissions) standards Meets the electromagnetic field safety requirements and does not cause disturbance to other radio emissions (Zigbee TNT, GSM 4G, ...). It has 2 50x80 mm aerials for quick coupling of the smartphone. The antislip support surface is inclined by 10°. Antitheft "lock" function. Energy performance >85%. It has a 2,400 mA type A USB port to supply a second device. 12 W. Size 136.5 x 70 x 56.5 mm

TELEPHONE CONNECTORS, DATA AND SPECIAL SOCKETS

N4258/11D

N4237

NT4268ST

NT4268LC

L4269R

Item		RJ11 - RJ12 TELEPHONE CONNECTORS	
		These connectors have been designed for meeting the requirements of telephone connections.	
		Jack type	Connectione type
☐ N4258/11D ■ NT4258/11D ■ L4258/11D		RJ11	K10 2 modules
☐ N4258/11N ■ NT4258/11N ■ L4258/11N		RJ11	K10
☐ N4258/12D ■ NT4258/12D ■ L4258/12D		RJ12	K10 2 modules
(1) Connection type 110			

		TELEPHONE SOCKETS
☐ N4237 ■ NT4237 ■ L4237		telephone socket - Belgian standard
☐ N4238 ■ NT4238 ■ L4238		telephone socket - Israeli standard without shutter
☐ N4238M ■ NT4238M		master telephone socket UK standard
☐ N4238S ■ NT4238S		secondary telephone socket UK standard

		CONNECTORS FOR OPTICAL FIBER CONNECTIONS
☐ N4268ST ■ NT4268ST ■ L4268ST		coupling connector for optical fiber - ST cable socket - duplex
☐ N4268SC ■ NT4268SC ■ L4268SC		coupling connector for optical fiber - SC cable socket - duplex
☐ N4268LC ■ NT4268LC ■ L4268LC		connector for fiber - optic cable sealing and type LC - duplex

NOTE: for the availability of these products, contact the BTicino Sales Staff.

NOTE: ☐ White colour **device** ■ Tech colour **device** ■ Anthracite colour **device** ○ Neutral item

TELEPHONE CONNECTORS, DATA AND SPECIAL SOCKETS

N4294

NT4285

L4284

Item		
		AUDIO VIDEO CONNECTORS
☐ **N4269R** ■ **NT4269R** ■ **L4269R**		double RCA connector – red and yellow collars – terminations to be welded
☐ **N4294** ■ **NT4294** ■ **L4294**		connector for loudspeakers
☐ **N4280** ■ **NT4280** ■ **L4280**		connector - jack 3.5
☐ **N4281** ■ **NT4281** ■ **L4281**		connector - RCA x 2
☐ **N4282** ■ **NT4282** ■ **L4282**		connector - HD15
☐ **N4283** ■ **NT4283** ■ **L4283**		RCA x 3 connector
☐ **N4284** ■ **NT4284** ■ **L4284**		HDMI connector
		DATA CONNECTOR
☐ **N4285** ■ **NT4285** ■ **L4285**		USB connector
		SPECIAL CONNECTORS
☐ **N4291** ■ **NT4291** ■ **L4291**		2P mignon socket - tulip contacts Ø mm 3 - centre distance 13 mm - for auxiliary circuits and similar 6 A 24 V SELV - clamp connection

AUDIBLE SIGNALLING DEVICES

N4351/12

NT4355/12

L4357/12

Item		
		BELLS
☐ **N4351/12** ■ **NT4351/12** ■ **L4351/12**		bronze bell 12 Va.c. - 5 VA - 80 dB
☐ **N4351/230** ■ **NT4351/230** ■ **L4351/230**		bronze bell 230 Va.c. - 8 VA - 80 dB - 50 and 60 Hz
☐ **N4351/127** ■ **NT4351/127** ■ **L4351/127**		bronze bell 127 Va.c. - 8 VA - 80 dB
☐ **N4355/12** ■ **NT4355/12** ■ **L4355/12**		electronic bell - 3 different sounds - with front volume adjustment - 12 Va.c./d.c. - 2 modules
		BUZZERS
☐ **N4356/12** ■ **NT4356/12** ■ **L4356/12**		buzzer 12 Va.c. - 5 VA - 74 dB
☐ **N4356/230** ■ **NT4356/230** ■ **L4356/230**		buzzer 230 Va.c. - 8 VA - 75 dB - 50 and 60 Hz
☐ **N4356/127** ■ **NT4356/127** ■ **L4356/127**		buzzer 127 Va.c. - 8 VA - 75 dB

LUMINOUS SIGNALLING DEVICES

L4371V

N4371R

L4385/..

L4374V12V24

Item		
		PILOT LIGHTS
☐ **N4371T** ■ **NT4371T** ■ **L4371T**		lampholder with transparent diffuser - for LED items LN4742V12T, LN4742V127T and LN4742V230T
☐ **N4371R** ■ **NT4371R** ■ **L4371R**		lampholder with red diffuser - for LED items LN4742V12T, LN4742V127T and LN4742V230T
☐ **N4371V** ■ **NT4371V** ■ **L4371V**		lampholder with green diffuser - for LED items LN4742V12T, LN4742V127T and LN4742V230T
☐ **N4372AV** ■ **NT4372AV** ■ **L4372AV**		double lampholder with 2 diffusers: 1 orange + 1 green - for 2 LED items LN4742V12T, LN4742V127T and LN4742V230T
		OFF-DOOR LIGHT UNITS (WITH LAMP)
		Note: for all models we recommend a mounting height between 160 and 205 cm (wall protrusion 52 mm)
■ **L4385/12R** ■ **L4385/12V** ■ **L4385/12B**		power supply 12 V - red (R), green (V), white (B)
■ **L4385/24R** ■ **L4385/24V** ■ **L4385/24B**		power supply 24 V - red (R), green (V), white (B)
■ **L4385/230R** ■ **L4385/230V** ■ **L4385/230B**		power supply 230 V - red (R), green (V), white (B)
○ **L4745/12**		spare lamp E10 12 V - 5 W
○ **L4745/24**		spare lamp E10 24 V - 5 W
○ **L4745/230**		spare lamp E10 230 V - 5 W
		SIGNALLING LAMP
○ **L4374V12V24**		signalling lamp with white light LED - 12/24 Va.c.
○ **L4374/230**		signalling lamp with white light LED - 230 Va.c.

LIGHTING DEVICES AND EMERGENCY LAMPS

LN4380N

NT4362

LN4361

L4382/230

Item		
		REMOVABLE LAMP
○ **LN4380N**		Pull-out and rechargeable torch with automatic switching on device. - It lights up automatically when there is a power cut - push&pull pull-out system complete with recharge base - white light LED with high luminous efficiency - ON/OFF switch and SPOT pushbutton to increase the brightness when necessary - interchangeable Ni-MH batteries without "memory" effect - 2 hour life - low consumption in stand-by 0.4 W - 230 Va.c. power supply - 2 modules. Supplied with neutral base and front cover plates in white, tech, anthracite colours
○ **4380NB**		spare batteries for removable torch
		STEP MARKER LAMPS
○ **L4382V12V24**		Step marker lamps with white light LEDs - 12 - 24 Vac - on-off switch- 0.6 W at 12 Va.c. - 0.8 W at 24 Va.c.
○ **L4382/230**		Step marker lamps with white light LEDs - 230 Vac - on-off switch - 0.5 W
Items conform to BS EN 62 094-1		
		ROTATING LAMP 360°
○ **LN4360**		It is installed above a work place (kitchen, bedroom, desk ...) - Can be oriented by 360° for best lighting of the zone required - It can be controlled by a standard switch or an electronic switch without neutral, by a dimmer or an automatic switch with neutral - LED lamps - Consumption 2.8W - Luminous flux 70 lumen - life: approx. 50.000 hours - 2 modules - Supplied with neutral base and front cover plates in white, tech, anthracite colours
		DIRECTIONAL STEPMARKER
○ **LN4361**		Allows you to create directional and decorative lighting. We recommend installation at 30 cm from the floor - It can be controlled by a standard switch or an electronic switch without neutral, by a dimmer or an automatic switch with neutral - LED lamp - Consumption 2.2W - Luminous flux 70 lumen - life: approx. 50.000 hours - 2 modules. Supplied with neutral base and front cover plates in white, tech, anthracite colours
		DIMMABLE READING LAMP
☐ **N4362** ■ **NT4362** ■ **L4362**	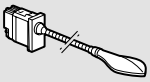	It is installed at the bedhead giving directional lighting. It has a flexible arm so that the lighting arm can be directed. The brightness can be dimmed by pressing the integrated ON/OFF control for a long time. It can also be connected to a remote control and, if necessary, the integrated control can be disabled with a 30 sec. press. - LED lamp - 3W consumption - Luminous flux 110 lumen (equivalent to 15 W incandescence) - Life 40,000 hours - 1 module (flush-mounted).

NOTE: ☐ White colour **device** ■ Tech colour **device** ■ Anthracite colour **device** ○ Neutral item

LIGHTING DEVICES AND EMERGENCY LAMPS

L4384/1

L4784/1 - L4784/3

L4386/1 - L4386/3

Item		EMERGENCY LIGHTS
○ **L4384/1**		emergency light with automatic activation in case of power cut – voltage present notification LED - local disabling pushbutton - possibility of remote exclusion through a switch - rechargeable and replaceable nickel-cadmium battery - 1 h life - power supply 230 Va.c. - lamp power 1 W - 4 modules
○ **L4386/1**	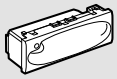	emergency light as above - 1 h life - lamp power 1.3 W - 6 modules
○ **L4386/3/127***		emergency light as above - 3 h life - lamp power 1.3 W - 6 modules - 127 V

***NOTE:** If installed with AIR plates, it is necessary to use Box extension, to make easy the wiring

		SPARE BATTERY
○ **L4784/1**		spare battery for Item H4384X1
○ **L4786/1**		spare battery for Item H4386X1

TV - FM - SAT SOCKETS

LN4202D

LN4202P14

LN4202P10

LN4202F

Item		DIRECT TV SOCKET
○ **LN4202D***		direct coaxial socket for single-user aerial systems, including central remote powered systems and single-user central satellite systems with current and signal transfer for the selection of the channels - shielded connection clamps with captive screws - Diam. 9.5 mm - male connector - 1 module
		PASSTHROUGH TV SOCKET
○ **LN4202P14***		passthrough coaxial socket, -14dB attenuation, for centralised aerial systems, including central remote powered systems and centralised satellite systems with current and signal transfer for the selection of the channels - shielded connection clamps with captive screws - Diam. 9.5 mm - male connector - 1 module
		TERMINAL TV SOCKET
○ **LN4202P10***		terminal passthrough coaxial socket, 10dB attenuation, for centralised aerial systems, including central remote powered systems and centralised satellite systems with current and signal transfer for the selection of the channels; shielded connection clamps with captive screws - Diam. 9.5 mm - male connector - 75 Ω incorporated impedance final adapter - 1 module
		TYPE F SAT TV SOCKETS
○ **LN4202F***		type F TV coaxial connector - impedance 75 ohm - screw hook - 1 module
		TV-RD SOCKET FOR CABLE OPERATOR
○ **LN4211M2C**		double coaxial shunted socket for TV and FM- LMC reception - Ø 9.5 mm - Belgium (Telenet operator)

(*) Devices supplied in package with with neutral motor and front cover plates in white, tech, anthracite colours

TV - FM - SAT SOCKETS

LN4214D

LN4214M2D

LN4210M2D

S2133

Item	DIRECT DEMIXED TV/SAT SOCKET
○ **LN4214D***	direct demixed coaxial socket for single-user aerial systems, also remote powered and shunting centralised and for single-user / shunting centralised satellite systems with current and signal transfer for the selection of the channels; Ø 9.5 mm male TV connector - type F SAT connector - 1 module

NOTE: for an optimum use of the socket, all the outputs must be used

	STAR TV/SAT DEMIXED SOCKET
○ **LN4214M2D**	Star demixed coaxial socket for single-user aerial systems, also remote powered and shunting centralised, and for single-user /shunting centralised satellite systems with current and signal transfer for channels selection; Ø 9.5 mm male TV connector - type F SAT connector - supplied in package with common mechanism and, where provided, with front covers in different aesthetic finishes - 1 module

NOTE: for an optimum use of the socket, all the outputs must be used

	DIRECT DEMIXED TV/R/SAT/ SOCKETS
○ **LN4210M2D***	direct demixed coaxial socket for single-user aerial systems, also remote powered and shunting centralised and for single-user / shunting centralised satellite systems with current and signal transfer for the selection of the channels and radio systems; Ø 9.5 mm male TV connector - type F SAT connector and female radio Ø 9,5 mm - 2 modules

NOTE: for an optimum use of the socket, all the outputs must be used

	MOBILE TV SOCKET AND PLUG
○ **S2133**	mobile TV socket and plug - Ø 9.5 mm - colour white

	TERMINAL RESISTANCE
○ **75RTN**	terminal resistance for the closure of 75 Ω impedance lines in collective aerial systems with cascade connection

NOTE: the photographs of the TV sockets represent the product code indicated , to which one of the three front cover plates (white, tech or anthracite) available in the package is already fitted.

RJ CONNECTORS

N4261AT5 N4258/11N
N4261AT6

NT4262C5E
N4262C6

L4279C5E
L4279C6

Item	RJ45 CONNECTORS		
	Connectors for data/telephony transmission These connectors can be used for 4-pair signal transmission systems.		
		Category	Type of connection
□ **N4279C5E** ■ **NT4279C5E** ■ **L4279C5E**		5E UTP	TOOLLESS IDC
□ **N4279C6** ■ **NT4279C6** ■ **L4279C6**		6 UTP	TOOLLESS IDC
□ **N4279C6S** ■ **NT4279C6S** ■ **L4279C6S**		6 STP	TOOLLESS IDC
□ **N4279C6A** ■ **NT4279C6A** ■ **L4279C6A**		6A STP	TOOLLESS IDC
□ **N4262C5E** ■ **NT4262C5E** ■ **L4262C5E**		5E UTP	110 IDC
□ **N4262C6** ■ **NT4262C6** ■ **L4262C6**		6 UTP	110 IDC
□ **N4262C6S** ■ **NT4262C6S** ■ **L4262C6S**		6 STP	110 IDC
□ **N4261AT5** ■ **NT4261AT5** ■ **L4261AT5**		5E UTP	110 IDC
□ **N4261AT6** ■ **NT4261AT6** ■ **L4261AT6**		6 UTP	110 IDC

	RJ11-RJ12 TELEPHONE CONNECTORS		
	These connectors are designed to meet the needs linked with telephonic interconnections.		
		Connector	Type of connection
□ **N4258/11N** ■ **NT4258/11N** ■ **L4258/11N**		RJ11	K10

NOTE: □ White colour **device** ■ Tech colour **device** ■ Anthracite colour **device** ○ Neutral item

RJ CONNECTORS

N4258/11D

N4237

N4294

Item		RJ11 - RJ12 TELEPHONE CONNECTORS	
		These connectors have been designed for meeting the requirements of telephone connections.	
		Jack type	Connectione type
☐ N4258/11D ▒ NT4258/11D ■ L4258/11D		RJ11	K10 2 modules
☐ N4258/11N ▒ NT4258/11N ■ L4258/11N		RJ11	K10
☐ N4258/12D ▒ NT4258/12D ■ L4258/12D		RJ12	K10 2 modules

(1) Connection type 110

	TELEPHONE SOCKETS
☐ N4237 ▒ NT4237 ■ L4237	telephone socket - Belgian standard
☐ N4238 ▒ NT4238 ■ L4238	telephone socket - Israeli standard without shutter
☐ N4238M ▒ NT4238M	master telephone socket UK standard
☐ N4238S ▒ NT4238S	secondary telephone socket UK standard

SOCKETS AND AUDIO VIDEO CONNECTORS

N4268LC

N4294

N4291

NT4268ST

NT4268LC

NT4285

N9490

L4268SC

L4269R

L4284

Item	SOCKETS FOR FIBRE OPTIC
☐ N4268ST ▒ NT4268ST ■ L4268ST	feedthrough sockets for fibre optic cable - ST termination - duplex
☐ N4268SC ▒ NT4268SC ■ L4268SC	feedthrough sockets for fibre optic cable - SC termination - duplex
☐ N4268LC ▒ NT4268LC ■ L4268LC	modular duplex feedthrough socket for fibre optic cable for the workstation LC type.

	WI-FI ACCESS POINT
☐ N9490 ▒ NT9490 ■ L9490	access point 802.11 a/b/g - power supply 48 V Poe

	AUDIO VIDEO CONNECTORS
☐ N4269R ▒ NT4269R ■ L4269R	double RCA connector - with red and yellow collar - welded termination
☐ N4294 ▒ NT4294 ■ L4294	connector for loudspeakers
☐ N4280 ▒ NT4280 ■ L4280	connector - jack 3.5
☐ N4281 ▒ NT4281 ■ L4281	connector - RCA x 2
☐ N4282 ▒ NT4282 ■ L4282	connector - HD15
☐ N4283 ▒ NT4283 ■ L4283	connector RCA x 3
☐ N4284 ▒ NT4284 ■ L4284	HDMI connector

	DATA CONNECTOR
☐ N4285 ▒ NT4285 ■ L4285	USB connector (not powered)

	SPECIAL CONNECTORS
☐ N4291 ▒ NT4291 ■ L4291	mignon 2 P socket - tulip contacts Ø mm 3 - centre distance 13 mm - for auxiliary circuits and similar 6 A 24V SELV - clamp connection

AUDIBLE NOTIFICATION DEVICES

N4351/12

NT4355/12

L4351/12

Item		BELLS
☐ N4351/12 ■ NT4351/12 ■ L4351/12		12 Va.c. bronze bell - 5 VA - 80 dB
☐ N4351/230 ■ NT4351/230 ■ L4351/230		230 Va.c. bronze bell - 12 VA - 80 dB
☐ N4351/127 ■ NT4351/127 ■ L4351/127		bronze bell 127 Va.c. - 8 VA - 80 dB
☐ N4355/12 ■ NT4355/12 ■ L4355/12		electronic bell - 3 different sounds - with front volume adjustment - power supply 12 Va.c. - d.c. - 2 modules
		BUZZERS
☐ N4356/12 ■ NT4356/12 ■ L4356/12		12 Va.c. buzzer - 5 VA - 80 dB
☐ N4356/230 ■ NT4356/230 ■ L4356/230		230 Va.c. buzzer - 12 VA - 80 dB
☐ N4356/127 ■ NT4356/127 ■ L4356/127		buzzer 127 Va.c. - 8 VA - 75 dB

LUMINOUS NOTIFICATION DEVICES

L4371V

N4371R

L4385/..

L4374/230

Item		LED LAMPS
☐ N4371T ■ NT4371T ■ L4371T		lampholder with clear diffuser - for LEDs items LN4742V12T and LN4742V230T
☐ N4371R ■ NT4371R ■ L4371R		lampholder with red diffuser - for LEDs items LN4742V12T and LN4742V230T
☐ N4371V ■ NT4371V ■ L4371V		lampholder with green diffuser - for LEDs items LN4742V12T and LN4742V230T
☐ N4372AV ■ NT4372AV ■ L4372AV		double lampholder with 2 diffusers: 1 orange + 1 green - for LEDs items LN4742V12T and LN4742V230T
		SPECULAS (WITH INCANDESCENCE LAMP SUPPLIED)
		recommended installation between 106 and 205 mm from the ground for all models When installed, the device protrudes 52 mm from the wall
○ L4385/12R ○ L4385/12V ○ L4385/12B		power supply 12V - red (R), green (V), white (B) colours - E10 - 5 W lamp supplied
○ L4385/24R ○ L4385/24V ○ L4385/24B		power supply 24V - red (R), green (V), white (B) colours - E10 - 5 W lamp supplied
○ L4385/230R ○ L4385/230V ○ L4385/230B		power supply 230V - red (R), green (V), white (B) colours - E10 - 5 W lamp supplied
○ L4745/12		spare lamp for speculas - E10 -12 V 5 W coupling
○ L4745/24		spare lamp for speculas - E10 -24 V 5 W coupling
○ L4745/230		spare lamp for speculas - E10 -230 V -5 W coupling
		INCORPORATED LED SIGNALLING LAMPS
○ L4374V12V24		signalling lamp with white light LEDs with high luminous efficiency - 12/24 Va.c. - 0.6 W at 12 Va.c. - 0.8 W at 24 Va.c.
○ L4374/230		signalling lamp with white light LEDs with high luminous efficiency - 230 Va.c. - 0.5 W

NOTE: ☐ White colour **device** ■ Tech colour **device** ■ Anthracite colour **device** ○ Neutral item

LIGHTING DEVICES

LN4380N

4380NB

L4382/230

LN4360


LN4361

L4362

Item		REMOVABLE TORCH
○ LN4380N		removable and rechargeable torch with automatic switching on device - it lights up automatically when there is a power cut – push&pull pull-out system complete with recharge base – white light LED with high luminous efficiency – ON/OFF switch and SPOT pushbutton to increase the brightness when necessary – interchangeable Ni-MH batteries without "memory" effect – 2 hour life – low consumption in stand-by 0.4 W – 230 Va.c. power supply - supplied with neutral base and front cover plates in white, tech, anthracite colours - 2 modules
○ 4380NB		spare batteries for removable torch

		STEP MARKER LAMP
○ L4382V12V24		step marker lamp with white light LEDs - 12 - 24 Va.c. - on-off switch- 0.6 W at 12 Va.c. - 0.8 W at 24 Va.c.
○ L4382/230		step marker lamp with white light LEDs - 230 Va.c. - on-off switch - 0.5 W

		SWIVEL 360° SPOT LAMP
○ LN4360		it is installed above a work place (kitchen, bedroom, desk ...) - Can be oriented by 360° for best lighting of the zone required - It can be controlled by a standard switch or an electronic switch without neutral, by a dimmer or an automatic switch with neutral – LED lamp – Consumption 2.8 W – Luminous flux 70 lumen – Life: Approx. 50,000 hours - supplied with neutral base and front cover plates in white, Tech, anthracite colours - 2 modules

		DIRECTIONAL LAMP
○ LN4361		allows you to create directional and decorative lighting. We recommend installation at 30 cm from the floor – It can be controlled by a standard switch or an electronic switch without neutral, by a dimmer or an automatic switch with neutral – LED lamp – Consumption 2.2 W – Luminous flux 70 lumen – Life: Approx. 50,000 hours - supplied with neutral base and front cover plates in white, Tech, anthracite colours - 2 modules

NOTE: the photographs of the **REMOVABLE TORCH, SWIVEL 360° SPOT LAMP AND DIRECTIONAL LAMP**, represent the product code indicated, to which one of the three front cover plates (white, Tech or anthracite) available in the package is already fitted.

Item		DIMMER READING LAMP
□ N4362 ■ NT4362 ■ L4362	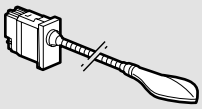	it is installed at the bedhead giving directional lighting. It has a flexible arm so that the lighting arm can be directed. The brightness can be dimmed by pressing the integrated ON/OFF control for a long time. It can also be connected to a remote control and, if necessary, the integrated control can be disabled with a 30 sec. press - LED -lamp - Consumption 3 W - Luminous flux 110 lumen (equivalent to 15 W incandescence) - Life 40,000 hours - 1 (flush mounted) module.

EMERGENCY LAMPS

LN4381

L4784/1

L4384/1

Item		EMERGENCY AND SAFETY LAMPS
○ L4384/1		emergency lamp with automatic operation when there is a power cut – voltage present signalling LED – local disabling pushbutton – can be excluded remotely by means of a switch – rechargeable replaceable nickel-cadmium battery – life 1 hour – 230 Va.c. power supply. - lamp power 1 W - 4 modules
○ L4386/1	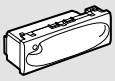	emergency lamp as above - life 1 hour - lamp power 1.3 W - 6 moduli
○ LN4381		LED safety lamp with automatic operation when there is a power cut. 230Va.c.50/60Hz–powerconsumption2.5VA(0.1W) – rechargeable non-replaceable NiMH 3.6 V 140 mAh battery – complete charge in 48 hours - life 2 hours - maximum cable section 1 x 1.5 mm^2 - light intensity 2400 mcd - angle of emission 120° - not pull-out - 1 module
○ L4386/3/127*		emergency light as above - 3 h life - lamp power 1.3 W - 6 modules - 127 V

		SPARE BATTERIES
○ L4784/1		spare batteries for lamp item L4384/1
○ L4786/1		spare batteries for lamp item L4386/1

NOTE: □ White colour **device** ■ Tech colour **device** ■ Anthracite colour **device** ○ Neutral item

DEVICES FOR ELECTRICAL SAFETY

N4301/6

N4305/6

L4536

L4311/10
L4311/16

Item		
		THERMAL MAGNETIC AUTOMATIC CIRCUIT BREAKERS
☐ **N4301/6** ■ **NT4301/6** ■ **L4301/6**		two-pole thermal magnetic automatic circuit breakers with a protected pole 6 A 230 Va.c. - open or closed contact indicator - breaking capacity 1500 A 230 Va.c.
☐ **N4301/10** ■ **NT4301/10** ■ **L4301/10**		circuit breaker as above 10 A - breaking capacity 3000 A 230 Va.c.
☐ **N4301/16** ■ **NT4301/16** ■ **L4301/16**		circuit breaker as above 16 A - breaking capacity 3000 A 230 Va.c.
		SALVAVITA
☐ **N4305/6** ■ **NT4305/6** ■ **L4305/6**		Salvavita - automatic earth-leakage two-pole type A circuit breaker, with a protected pole IΔn 10 mA - 6 A 230 Va.c. - open or closed contact indicator - test pushbutton - breaking capacity 1500 A 230 Va.c. - 2 modules
☐ **N4305/10** ■ **NT4305/10** ■ **L4305/10**		Salvavita as above - 10 A - breaking capacity 3000 A 230 Va.c.
☐ **N4305/16** ■ **NT4305/16** ■ **L4305/16**		Salvavita as above - 16 A - breaking capacity 3000 A 230 Va.c.
		INTERLOCKED SOCKETS
☐ **N4311/10** ■ **NT4311/10** ■ **L4311/10**		2 P+E socket with shielded tulip contacts 10 A - 230 Va.c. - 2.1 protection index - interlocked with two-pole thermal magnetic automatic circuit breaker - 10 A interruption power 3000 A with 1 protected pole - 2 modules
☐ **N4311/16** ■ **NT4311/16** ■ **L4311/16**		interlocked socket as above 16 A - 230 Va.c.
		FUSE HOLDER
☐ **N4321** ■ **NT4321** ■ **L4321**		fuse holder for 5x20 and 6.3x32 fuses - max 13 A - 240 Va.c..
☐ **N4322** ■ **NT4322** ■ **L4322**		fuse holder for 8.5 x 31.5 mm fuses - max 16 A type T/...
		SURGE PROTECTIVE DEVICES
☐ **N4536** ■ **NT4536** ■ **L4536**		1 P overvoltage surge protective device for use with the user power supply socket - rated discharge current In=1 kA - maximum current Imax=2 kA - maximum protection voltage Up=1kV - rated voltage Un=110 to 230 Va.c. - max permanent voltage Uc=250 V.a.c. - phase-neutral direct connection

BLANKING MODULES AND FUSES

N4950

NT4953

L4951

Item		
		BLANKING MODULES
☐ **N4950** ■ **NT4950** ■ **L4950**		BLANKING MODULE
☐ **N4951** ■ **NT4951** ■ **L4951**		blanking module for knock-out
☐ **N4953** ■ **NT4953** ■ **L4953**		blanking module with output Ø 9 mm
☐ **N4952** ■ **L4952**		blank plate with clamp - 1 module
☐ **N4954** ■ **NT4954** ■ **L4954**		blank plate with output Ø 9 mm - with clamp - 2 modules
		FLEX OUTLETS
		Items conform to BS 5733
☐ **N4955/20** ■ **NT4955/20**		- 20 A flex outlet frontplate unfused
☐ **N4955/45** ■ **NT4955/45**		- 45 A flex outlet frontplate unfused
		SCREW SEALS
☐ **N4750**		screw seals for device holder supports, item LN4703, LN4704
		CARTRIDGE FUSES
T/...		4-6-10-16-20 A - 400 V - breaking capacity 50 KA ceramic body - Ø 8.5x31.5 mm
T1/...		4-6-10 -16-20-25 A - 400 V - breaking capacity 50 KA ceramic body - ø 9x36 mm
T0/...		2-4-6-10-16A - 250V - breaking capacity 1.5KA ceramic body for home series devices - Ø 6x28 mm

To be used with fuse-holder N4322, NT4322, L4322
NOTE: specify in the order the desired rated current

NOTE: ☐ White colour **device** ■ Tech colour **device** ■ Anthracite colour **device** ○ Neutral item

LEDs FOR CONTROLS AND PILOT LIGHTS

LN4742V12T

LN4742V230

LN4743V230

Item	LEDs FOR ROCKER CONTROLS
○ LN4742V230	LED for rocker controls 230 V - amber
○ LN4742V127	LED for rocker controls 127 V - amber
○ LN4742V12	LED for rocker controls 12 /24 V - amber
○ LN4742V230V	LED for rocker controls 230 V - green
○ LN4742V127V	LED for rocker controls 127 V - green
○ LN4742V12V	LED for rocker controls 12 /24 V - green
○ LN4742V230T	white LED for pilot lights and BS 230 V devices
○ LN4742V127T	white LED for pilot lights and BS 127 V devices
○ LN4742V12T	white LED for pilot lights and BS 12 /24 V devices

	LEDs FOR AXIAL CONTROLS
○ LN4743V230	LED for axial controls 230 V - amber
○ LN4743V127	LED for axial controls 127 V - amber
○ LN4743V12	LED for axial controls 12 /24 V - amber
○ LN4743V230V	LED for axial controls 230 V - green
○ LN4743V127V	LED for axial controls 127 V - green
○ LN4743V12V	LED for axial controls 12 /24 V - green

LED INSERTION



LED SELECTION TABLE FOR DEVICE LIGHTING

Lightable devices		LEDs for lighting
Rocker control devices		
Screw clamps		
1 module	2 modules	
L4001/0		
L4003/0		
LN4004		
L4005/0		
N/NT/L4001N	N/NT/L4001M2N	
N/NT/L4003N	N/NT/L4003M2N	
N/NT/L4004N	N/NT/L4004M2N	**LN4742V12 (12/24 V)**
N/NT/L4005N	N/NT/L4005M2N	**LN4742V127 (127 V)**
N/NT/L4002N	N/NT/L4002M2N	**LN4742V230 (230 V)**
N/NT/L4044N	N/NT/L4044M2N	
		LN4742V12V (12/24 V)
Automatic clamps		**LN4742V127V (127 V)**
1 module	2 modules	**LN4742V230V (230 V)**
LN4001A		
LN4003A		
LN4005A		
N/NT/L4001A	N/NT/L4001M2A	
N/NT/L4003A	N/NT/L4003M2A	
N/NT/L4005A	N/NT/L4005M2A	
Axial control devices		
1 module	2 modules	
N/NT/L4051A	N/NT/L4051M2A	**LN4743V12 (12/24 V)**
N/NT/L4053A	N/NT/L4053M2A	**LN4743V127 (127 V)**
N/NT/L4054A	N/NT/L4054M2A	**LN4743V230 (230 V)**
N/NT/L4055A	N/NT/L4055M2A	
		LN4743V12V (12/24 V)
		LN4743V127V (127 V)
		LN4743V230V (230 V)
Pushbuttons with pilot light lampholder		
1 module		
N/NT/L4038R		**LN4742V12T (12/24 V)**
N/NT/L4038V		**LN4742V127T (127 V)**
LN4040		**LN4742V230T (230 V)**
Pilot light lampholder		
1 module		
N/NT/L4371T		**LN4742V12T (12/24 V)**
N/NT/L4371R		**LN4742V127T (127 V)**
N/NT/L4371V		**LN4742V230T (230 V)**
N/NT/L4372AV (2 LED)		
N/NT/L4373H (2 LED)		**LN4742V12T (12/24 V)**
British standard products		
N/NT/L4151		**LN4742V12T (12/24 V)**
N/NT/L4152		**LN4742V127T(127 V)**
N/NT/L4153		**LN4742V230T(230 V)**

EXAMPLES OF LED CONNECTION ON A SWITCH

CONTROL BACKLIGHTING LED CONNECTION

Note for the connection of 230 V.a.c. LEDs for the backlighting of control devices: when LEDs are fitted to help locate the control itself, it must be taken into account that energy saving and fluorescent lamps do not allow in series connection of the LED on the load. It is therefore necessary to also take a neutral conductor near the control, so that the LED may be connected directly between phase and neutral, and will always be on.

function: locating

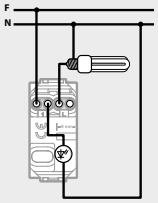

function: load status LED

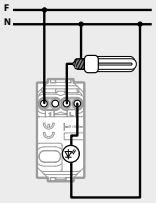

NOTE: ☐ White colour **device** ■ Tech colour **device** ■ Anthracite colour **device** ○ Neutral item

SUPPORTS

2 MODULE AREA



LN4702MG



LN4702M

LN4702E



LN4702G



LN4702

3 MODULE AREA

L4702G



L4702



LN4719G*



LN4719*

* (Installs with only cover plate art. LNA4819 ...)

LN4703

LN4704

LN4702C

LN4703C

LN4704C

LN4707



LN4726

LN4707C

LN4726C

Item	2 MODULE AREA INSTALLATION - METALLIC SUPPORT
○ LN4702MG	2 module support for round and square cover plates - clip fastening
○ LN4702M	2 module support for round and square cover plates - screw fastening
	2 MODULE AREA INSTALLATION - PLASTIC SUPPORT
○ LN4702G	2 module support for round and square cover plates - clip fastening
○ LN4702	2 module support for round and square cover plates - screw fastening
	3 MODULE AREA INSTALLATION - PLASTIC SUPPORT
○ L4702G	2 module support for LIVING INTERNATIONAL cover plates - clip fastening, supplied
○ L4702	2 module support for LIVING INTERNATIONAL cover plates - screw fastening
○ LN4719G	2 central module support - for square cover plates, item LNA4819.. - clip fastening, supplied
○ LN4719	2 central module support - for square cover plates, item LNA4819... - screw fastening
○ LN4703	3 module support for round and square LIVINGLIGHT cover plates and LIVING INTERNATIONAL - screw fastening
○ LN4704	4 module support for round and square LIVINGLIGHT cover plates and LIVING INTERNATIONAL - screw fastening
○ LN4707	7 module support for round and square LIVINGLIGHT cover plates and LIVING INTERNATIONAL - screw fastening
○ LN4726	3+3 module support for round and square LIVINGLIGHT cover plates and LIVING INTERNATIONAL - screw fastening

Item	AIR - 2 MODULE AREA INSTALLATION SYSTEM
○ LN4702E	2 module support for AIR cover plates series LNE... - single use or 2+2 and 2+2+2 couplings modules
	AIR - 3 MODULE AREA INSTALLATION SYSTEM
○ LN4702C	2 module support for AIR cover plates series LNC... - screw fastening
○ LN4703C	3 module support for AIR cover plates LNC... - screw fastening
○ LN4704C	4 module support for AIR cover plates LNC... - screw fastening
○ LN4707C	7 module support for AIR cover plates LNC... - screw fastening
○ LN4726C	3+3 module support for AIR cover plates LNC... - screw fastening

NOTE: ○ Neutral item

PROTECTION SHEATHS AND ACCESSORIES

LN4783

503CG

503EV

503DE

503ED

Item		PROTECTION SHEATHS
○ LN4782		protection sheath for 2 module LIVING support item LN4702G and LN4702 - can be used during finishing plastering works
○ LN4783		protection sheath as above for 3 module support item LN4703
○ LN4784		protection sheath as above for 4 module support item LN4704
○ LN4787	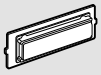	protection sheath as above for 7 module support item LN4707
○ LN4786	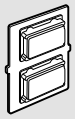	protection sheath as above for 3+3 module support item LN4726

		ACCESSORIES
○ 503CG		protecting cover for flush mounted box item 503E - can be used during finishing plastering works
○ 503EV		resin internal divider for boxes item 503E - for the separation of data and power circuits
○ 503EC	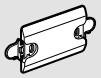	front cover for flush mounted box item 503E - for closing when used as junction box - can be painted
○ 504EC	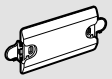	cover as above for boxes item 504E
○ 506EC		cover as above for boxes item 506E
○ 503DE		resin internal divider - for boxes item 504E
○ 503ED		coupler for boxes 502E, 503E, 504E (horizontal and vertical) and box 506L (vertical only). Do not use with box extension.
○ 500/02		pair of 30 mm screws for the installation of the supports on boxes fitted below the wall plaster line

		ACCESSORY FOR HOLLOW MILLING CUTTER
○ PBD68		disk-type cutter for the installation of plasterboard boxes

Note: PBD68 is an accessory used with the hollow milling cutter, diameter 68 mm, for the installation of BTicino boxes for plasterboard PBS... This disk creates a reduction which allows the box to be flush mounted with the wall.

3 MODULE AREA INSTALLATION SYSTEM ACCESSORIES



Item		BOX EXTENSION
○ 503ESE		adapter, for increasing the depth of 503E flush mounted boxes
○ 504ESE		adapter, for increasing the depth of 504E flush mounted boxes
○ 506LSE		adapter, for increasing the depth of 506L flush mounted boxes
○ 506ESE		adapter, for increasing the depth of 506E flush mounted boxes

These adapters may be used when installing the box. They make wiring easier in case of several cables inside the same box, or for particularly deep devices.

PRODUCTS FOR WHICH THE USE OF THE BOX EXTENSION IS NECESSARY, WHEN INSTALLED WITH LIVINGLIGHT AIR (3 MODULE INSTALLATION SYSTEM)

Box extension	Products to combine	Item
10 A 2 modules	resistive dimmer with built-in two-way switch - 1 module	□ N4402N ▪ NT4402N ■ L4402N
	1 module resistive dimmer	□ N4406 ▪ NT4406 ■ L4406
	10 A 1 module axial pushbutton + MH BASIC interface	□ N4055A ▪ NT4055A ■ L4055A
	10 A 2 module axial pushbutton + MH BASIC interface	□ N4055M2A ▪ NT4055M2A ■ L4055M2A
	230 Va.c. shaver socket	□ N4177 ▪ NT4177 ■ L4177

SURROUND PLATES FOR LIVINGLIGHT AIR (3 MODULE INSTALLATION SYSTEM)

In case of refurbishment using existing boxes (with minimum depth 50 mm) **the box extension cannot be used**. The following is therefore recommended:

○ 503ESC	surround plate for the installation of LIVINGLIGHT AIR on existing 503E flush mounted box
○ 504ESC	surround plate for the installation of LIVINGLIGHT AIR on existing 504E flush mounted box
○ 506LSC	surround plate for the installation of LIVINGLIGHT AIR on existing 506L flush mounted box
○ 506ESC	surround plate for the installation of LIVINGLIGHT AIR on existing 506E flush mounted box

NOTE: □ White colour **device** ▪ Tech colour **device** ■ Anthracite colour **device** ○ Neutral item

HOTEL RANGE

This page lists the devices dedicated to hotel room services. The BTicino offer for the rooms, and in wider terms for the whole hotel establishment, includes many more devices that are normally also used for other applications and are shown in the various sections of this catalogue.

LN4549

L4177

NT4915TN N4915SETBL

N4373H

NT4915DD

NT4915MR

N4547

N4033

L4362

L4285C1

Item		KEY CARD SWITCH
○ LN4549		key card switch for the power supply inside the hotel room - slot light with built-in lamp - 30 second switch-off delay - power supply 230 Va.c. - 2 modules - to be completed with front cover in the desired look
○ LN4548		key card switch as above - with RFID technology recognition

		FRONT COVERS FOR KEY CARD SWITCHES
☐ N4547 ■ NT4547 ■ L4547		front cover for traditional or MyHOME_Up key card switch - 2 modules
☐ N4551 ■ NT4551 ■ L4551		front cover for traditional or MyHOME_Up key card switch - 3 modules

		KEY COVERS WITH SYMBOLS
☐ N4915DD ■ NT4915DD ■ L4915DD		key cover for rocker control devices with DO NOT DISTURB symbol
☐ N4915MR ■ NT4915MR ■ L4915MR		key cover for rocker control devices with MAKE UP ROOM symbol
☐ N4915M2DD ■ NT4915M2DD ■ L4915M2DD		"DO NOT DISTURB" key covers - 2 modules

		LAMPHOLDER FOR OFF-DOOR SIGNALLING
☐ N4373H ■ NT4373H ■ L4373H		off-door lampholder with double optical signalling: do not disturb and make up room – use 2 LEDs item LN4742V12T (12V)
☐ N4028H ■ L4028H		changeover switch 1P 16A - 250V a.c. double pushbutton 1-0-2 for Hotel installation - room condition indication: "PLEASE DO NOT DISTURB" and "PLEASE MAKE UP THE ROOM". To use with pilot light item. Items conform to BS EN 60 669-1

Item		KEY COVERS THAT CAN BE CUSTOMISED AND KIT OF DIFFUSERS
☐ N4915TN ■ NT4915TN ■ L4915TN		key cover for rocker control devices that can be customised with lightable diffuser
☐ N4915SETBL ■ NT4915SETBL ■ L4915SETBL		kit of 50 lightable diffusers with bed light symbol

		SHAVER SOCKETS
☐ N4177* ■ NT4177 * ■ L4177*		shaver socket with insulation transformer - input voltage 230 Va.c. 50/60 hz - output voltage 115/230 Va.c. 20 VA

* **Note:** In case of installation using AIR cover plates, the box extension must be used to make wiring easier

		PULL-CORD PUSHBUTTON
☐ N4033 ■ NT4033 ■ L4033	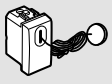	cord pushbutton 1 P NO 10 A for bathroom alarm

		DIMMER READING LAMP
☐ N4362 ■ NT4362 ■ L4362	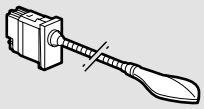	it is installed at the bedhead giving directional lighting. It has a flexible arm so that the lighting arm can be directed. The brightness can be dimmed by pressing the integrated ON/OFF control for a long time. It can also be connected to a remote control and, if necessary, the integrated control can be disabled with a 30 sec. press - LED -lamp - Consumption 3W - Luminous flux 110 lumen (equivalent to 15W incandescence) - Life 40,000 hours - 1 (flush mounted) module.

		USB CHARGERS
☐ N4285C1 ■ NT4285C1 ■ L4285C1		5 Vdc USB charger for charging electronic devices up to 1,100 mA like mobile phones, smartphones, tablets and similar – 110-230 Va.c. DIRECT power supply 50-60 Hz
☐ N4285C2 ■ NT4285C2 ■ L4285C2		5 Vdc USB charger for quick charge of one single electronic device (mobile phones, smartphones, tablets or similar) up to 2,400 mA or simultaneous charging of two devices up to 1.200 mA – 110-230 Va.c. DIRECT power supply 50-60 Hz

NOTE: ☐ White colour **device** ■ Tech colour **device** ■ Anthracite colour **device** ○ Neutral item

CONNECTED HOME

eliot™
PROGRAM BY BTICINO

Eliot is the BTicino program dedicated to connected objects (Internet of things) which identifies all those products or systems which, because they can connect to the internet, give added value in terms of functionality, information, interactions with the environment and use.

Smarther
CONNECTED THERMOSTAT

X8000

X8000W

Item	CONNECTED THERMOSTAT
○ **X8000**	The Smarther connected thermostat, together with the dedicated Thermostat APP, is a device which allows you to adjust and monitor the temperature in the rooms precisely and accurately; all the programming and most of the functions are performed simply and intuitively using the APP. Thanks to its Wi-Fi connection, Smarther can be programmed and controlled remotely; it can also display the temperature and humidity measured in the room. The temperature level can be set locally for manual operation and the Boost mode can be activated. The Boost forces the switching on of the system for a limited time (30, 60 or 90 minutes) independent of the measured and programmed temperature. - Power supply 110 to 240 Vac , 50/60 Hz; - 2 W max absorption; - 1 x 1.5mm^2 maximum cable section; - Operating temperature 5 to 40 °C; - Temperature set-point 5 to 40 °C; - Increase of 0,5 °C; - 1-contact output in switching free of 5(2)A potential. - Type of operation 1BU - Pollution index 2 - Rated pulse voltage 4 kV - Wireless device in compliance with 802.11b/g/n standard, frequency 2.4 - 2.4835 GHz, transmission power < 20 dBm. WPA/WPA2 safety protocol. Installation: - flush mounted, on boxes item 503E or 500 (for item 500 use the wall dowels) - plasterboard, on boxes item PB503N and PB502N
○ **X8000W**	features: as X8000. Installation: on the wall, using screws and dowels suitable for the installation surface (brickwork, plasterboard, tiles etc.).

DIMENSIONAL DATA

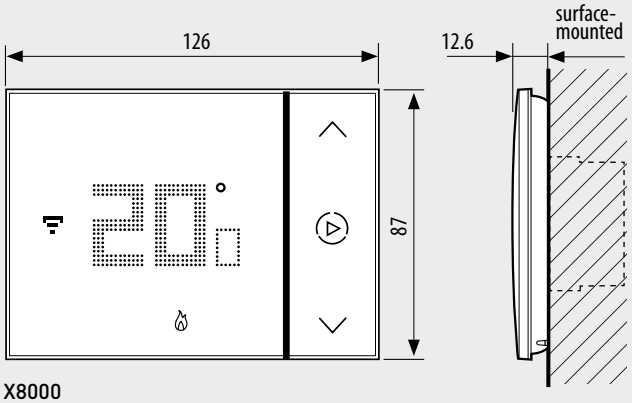

X8000

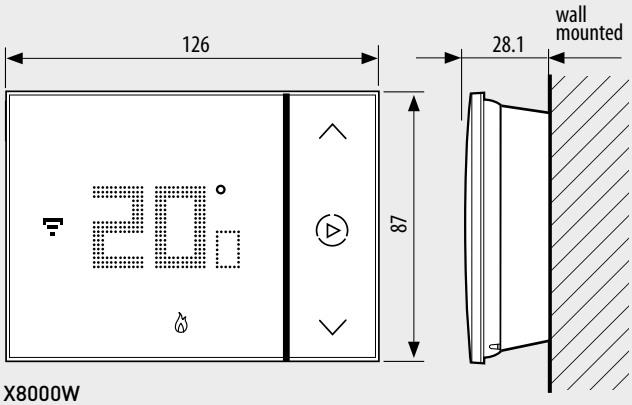

X8000W

Thermostat App for Smarther thermostat

Download on App Store

AVAILABLE ON Google Play

DESIGN AWARD 2017

Smarther, the connected thermostat, has been awarded this prestigious international recognition conferming BTicino's capacity in combining technology and design.

NOTE: ○ Neutral item

CLASSE 300X13E CONNECTED VIDEO INTERNAL UNIT

344642

344643

344632

336803

346020

Item	CLASSE 300X13E HANDSFREE VIDEO INTERNAL UNIT
○ **344642**	2 wire/Wi-Fi handsfree video internal unit with inductive loop, 7" Touch Screen LCD display and video door entry answering machine with call audio/video memory – light finish. It has capacitive keys for the control of the main video door entry functions: door lock release, handsfree connection, entrance panel activation /camera scrolling and Favourite key (can be configured to activate the quick actions most frequently used - eg: staircase lights control, Intercom, additional activations). Tactile guide for easy access to door lock and handsfree capacitive connection keys. LEDs used for: call exclusion, notification of messages from switchboard and memo. Access to adjustments and functions using the touch display. MEMO function - for writing using the keypad, or for voice recording of messages and/or notes for the other residents of the apartment (e.g.: call plumber, do the shopping, etc.). Possibility of voice communication with the switchboard - if present in the system - after a specific call. The device must be configured by physically connecting the configurators, or using the menu, which will give better possibilities of customisation of associated functions and texts. Also, thanks to the Wi-Fi connection, you can associate the video internal unit to the Door Entry App (available for Android and iOS). From the App, it is possible to manage the main video internal unit functions (receiving calls, opening the door lock, managing the video door entry answering system, activating the entrance panel/ camera cycling and extra activations).
○ **344643**	as 344642 but with dark finish.

	ACCESSORY FOR TABLE SUPPORT AND CABLE
○ **344632**	Accessory support for the table-top installation of the Classe 300 video internal VID range.
○ **336803**	8-way cable with connector for table-top support connection.

	2 DIN ADDITIONAL POWER SUPPLY
○ **346020**	Additional 2 DIN power supply to be used to supply Classe 300X13E video internal units in multi-family systems locally.

DIMENSIONAL DATA

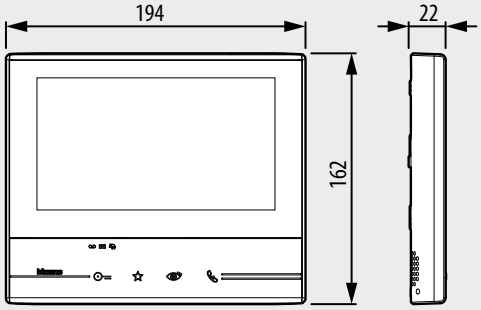

344642 -344643

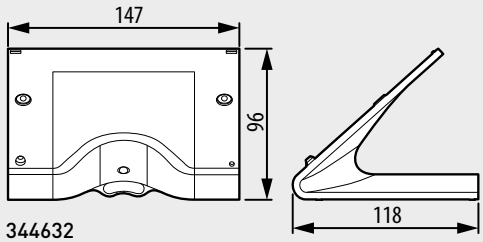

344632

Door Entry App for Classe 300X13E video internal unit

bticino | Download on App Store | AVAILABLE ON Google Play

DESIGN AWARD 2016

CLASSE 300 has been awarded this prestigious international recognition conferming BTicino's capacity in combining technology and design.

NOTE: ○ Neutral item

MANAGEMENT OF CONNECTED LIGHTS AND ROLLING SHUTTERS
Lights and loads - ON/OFF

LN4591

3571

3575

3584

L4596N

Item		ON/OFF RADIO ACTUATORS FOR LIGHTS AND GENERIC LOADS
○ LN4591		actuator for the control of lamps and generic loads with maximum power 2500 W - power supply 100-240 Vac. - status notification LED - 2 flush mounted modules. To be completed with a 1-module key cover (item N/NT/L4915AN)
○ LN4592		actuator for the control of 2 groups of lamps and generic loads with maximum power 1000 W - power supply 100-240 Vac. - status notification LED - 2 flush mounted modules. To be completed with two 1-module key covers (item N/NT/L4915AN)
		ON/OFF RADIO ACTUATORS FOR LIGHTS AND GENERIC LOADS
○ 3571		false ceiling actuator for the control of lamps and generic loads with maximum power 2500 W - power supply 100-240 Vac.
○ 3575		mobile socket with plug and German standard socket for the control of lamps and generic loads with maximum absorption 10 A - power supply 100-240 Va.c.
○ 3584		small actuator for mounting behind the load to be controlled. For the control of lamps and generic loads with maximum power 300 W - power supply 100-240 Vac.

Item		LIGHT RADIO CONTROL - 1 KEY
△ N4596N ◇ L4596N		control for the ON/OFF control of 1 group of actuators – 3V CR2032 battery power supply, batteries supplied. to be completed with one 1-module key cover (item N/NT/L4915AN). Item supplied with 1 blanking module
		LIGHT RADIO CONTROL - 2 KEYS
△ N4597N ◇ L4597N		control for the ON/OFF control of 2 groups of actuators – 3V CR2032 battery power supply, batteries supplied To be completed with two 1-module key covers (item N/NT/L4915AN).

Summary table for the key cover selection

			○ White	○ Tech	● Anthracite
LIVINGLIGHT - Lights and loads - ON/OFF					
Control for the ON/OFF control of 1 group of actuators	N4596N		N4915AN	NT4915AN	L4915AN
ON/OFF actuator for lamps with maximum power 2500 W	LN4591				
Control for the ON/OFF control of 2 groups of actuators	N4597N		2 x N4915AN	2 x NT4915AN	2 x L4915AN
Actuator for the ON/OFF control of 2 groups of lamps with max. power 1000 W	LN4592				

NOTE: ○ Neutral item △ Rectangular or square cover plate ◇ Elliptical or round cover plate

MANAGEMENT OF CONNECTED LIGHTS AND ROLLING SHUTTERS
Dimmer


L4598N

3574

3572

Item		DIMMER RADIO ACTUATORS FOR LIGHTS
○ **LN4585**		Actuator to control all types of lamp including LED and compact fluorescent with power 5 – 300 VA – power supply 100 – 240 Va.c. - connection to the load without neutral conductor – status indication LED – 2 flush-mounted modules. To be completed with two 1-module key covers (item N/NT/L4915AN + N/NT/L4911ADN)
○ **LN4594**		Actuator for Ballast 0-10V with maximum power 1000W - power supply 100-240 Vac. - status notification LED - 2 flush mounted modules. To be completed with two 1-module key covers (item N/NT/L4915AN + N/NT/L4911ADN)

Item		DIMMER RADIO ACTUATORS FOR LIGHTS
○ **3572**		false ceiling actuator for the control of lamps and generic loads with maximum power 600 W - power supply 100-240 Vac.
○ **3573**		False ceiling actuator for the control of Ballast 0-10 V with maximum power 1000 W - power supply 100-240 Vac.
○ **3574**		Mobile socket with plug and German standard socket for the control of lamps and generic loads max. 500 W - power supply 100-240 Va.c.
		RADIO CONTROL FOR DIMMER ACTUATORS
△ **N4598N** ◇ **L4598N**		Control to control 1 group of DIMMER actuators – 3V CR2032 battery power supply, batteries supplied To be completed with two 1-module key covers (item N/NT/L4915AN + N/NT/L4911ADN)

Summary table for the key cover selection

			○ White	● Tech	● Anthracite
LIVINGLIGHT - Dimmer					
Control to control 1 group of DIMMER actuators	N4598N		N4915AN + N4911ADN	NT4915AN + NT4911ADN	L4915AN + L4911ADN
Ballast 0-10V actuator device	LN4594				
Dimmer actuator to control all types of lamp with power 5 – 300 VA	LN4585				

NOTE: ○ Neutral item △ Rectangular or square cover plate ◇ Elliptical or round cover plate

MANAGEMENT OF CONNECTED LIGHTS AND ROLLING SHUTTERS
Shutters

N4599N

3582

Item	RADIO ACTUATORS FOR SHUTTERS	
○ **LN4595**		actuator to control motorised rolling shutters and shutters – max power 500 VA – can save the position of the rolling shutters - power supply 100 – 240 Va.c. - 2 flush mounted modules. To be completed with two 1-module key covers (item HC/HD/HS4911AH + HC/HD/HS4915)

	RADIO ACTUATOR FOR SHUTTERS	
○ **3582**		500 VA actuator to control the rolling shutters for mounting in the rolling shutter box - power supply 100 – 240 Va.c.

Item	RADIO CONTROL FOR SHUTTERS	
△ **N4599N** ◇ **L4599N**		control to control 1 group of actuators to manage motorised rolling shutters and shutters – 3V CR2032 battery power supply, batteries supplied To be completed with two 1-module key covers (item N/NT/L4911AHN + L/NT4915N or N4915LN)

Summary table for the key cover selection

			○ White	Tech	Anthracite
LIVINGLIGHT					
Shutters					
Control to control 1 group of actuators to manage motorised rolling shutters and shutters	N4599N		N4915AEN + N4911AHN	NT4915AEN + NT4911AHN	L4915AEN + L4911AHN
Actuator to control motorised rolling shutters and shutters with max power 500 VA	LN4595				

NOTE: ○ Neutral item △ Rectangular or square cover plate ◇ Elliptical or round cover plate

MANAGEMENT OF CONNECTED LIGHTS AND ROLLING SHUTTERS

Scenarios

3585

3527N

3528N

Gateway and interfaces

3583

Item		RADIO CONTROL FOR SCENARIO MANAGEMENT
△ N4589N ◇ L4589N		Control to manage 4 scenarios – 3V CR2032 battery power supply, batteries supplied To be completed with two 1-module key covers (item N/NT/L4911N).
		IR RADIO CONTROL FOR GENERIC LOADS
○ 3585		control with infrared movement sensor can create scenarios (activation of several actuators) when a person crosses the area monitored by the IR sensor. Sensor range 11 m, timing adjustable from 3 to 60 minutes – wall installation – power supply with 2 1.5 V AA batteries.
		RADIO REMOTE CONTROLS
○ 3527N	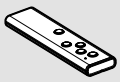	radio remote control with 5 pushbuttons to control scenarios – 2 1.5V LR03 battery power supply, batteries supplied.
○ 3528N		remote control as above – with 4 pushbuttons - 3V CR2032 battery power supply, batteries supplied

Item		IP/RADIO GATEWAY
○ 3583		Wi-Fi/radio interface for local or remote control of a radio installation, using a smartphone. IOs or Android application "**My Home Play**" available free.
		RADIO INTERFACES
○ 3577		this device can integrate traditional control equipment (two-way switch, switch or pushbutton) in radio systems to control lights. Basic modularity device.
○ 3578	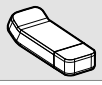	Open/ZigBee interface for the centralised control of functions through devices which use the Open Web Net communication protocol.

Accessories

Item	INSTALLATION ACCESSORIES
○ LN4588	Adapter for flush mounted boxes. The surface-mounted radio controls can be installed in flush-mounted boxes.

BTicino MyHome Play App

Download on App Store

AVAILABLE ON Google Play

Summary table for the key cover selection

			○ White	● Tech	● Anthracite
LIVINGLIGHT					
Scenarios					
Control to manage 4 scenarios	N4589N		2 x N4911N	2 x NT4911N	2 x L4911N

NOTE: ○ Neutral item △ Rectangular or square cover plate ◇ Elliptical or round cover plate

MANAGEMENT OF CONNECTED LIGHTS AND ROLLING SHUTTERS

Actuator selection table

			Filament lamps	Halogen lamps	Fluorescent lamps	Ferromagnetic transformers	Electronic transformers	Compact fluorescent lamps	Led LAMPS	Motors (Engines)
Type of actuator	**AXOLUTE**	**LIVINGLIGHT**								
On/off										
ON/OFF 2500 W	H4591	LN4591	2500 W	2500 W	1250 W	2500 W	2500 W	1250 W	1250 W	250 VA
ON/OFF 2 X 1000 W	H4592	LN4592	2 X 1000 W	2 X 1000 W	2 X 500 W	2 X 100 VA	2 X 1000 W	2 X 500 W	2 X 500 W	2 X 100 VA
ON/OFF 2500 W	3571		2500 W	2500 W	2500 W	2500 VA	2500 W	1250 W	1250 W	250 VA
Mobile socket ON/OFF 2500 W	3575		2500 W	2500 W	1250 W	2500 VA	2500 W	1250 W	1250 W	–
Micro-module actuator	3584		150 W	150 W	–	125 VA	125 VA	75 VA	50 W	–
Dimmer										
DIMMER 300 W	H4585	LN4585	7-300 W	7-300 W	–	35-300 VA	10-300 VA	9-60 W	5-60 W	–
Dimmer for ballast 0-10 V	H4594	LN4594	–	–	1000 W	–	–	–	–	–
Dimmer 600 W	3572		60 – 600 W	60 – 600 W	–	60 – 450 VA	60 – 600 W	–	–	–
Dimmer for ballast 0-10 V	3573		–	–	1000 W	–	–	–	–	–
Mobile socket dimmer 500 W	3574		50 – 500 W	50 – 500 W	–	60 – 500 VA	60 – 500 VA	–	–	–
Shutters										
Shutter management (flush mounted)	H4595	LN4595	–	–	–	–	–	–	–	500 VA
Shutter management	3582		–	–	–	–	–	–	–	500 VA

CONNECTED SALVAVITA

Item	CONNECTED SALVAVITA
	It notifies the user on the electric system insulation or operation status by sending a message to their smartphone or tablet,. In case of tripping of the circuit breaker it allows remote reset through the smartphone (or tablet), provided that the safety conditions are met. PACKAGE CONTENT: - 1 CONNECTED SALVAVITA reset device - 1 Wi-Fi module - 1 power supply 230/12 Vdc - 2 connectors for connection between the device and the Wi-Fi module

	Vn (V)	No. of modules
G723SC	230 Vac	4

NOTE: availability of F type earth leakage devices starting from October 2017

FEATURES AND FUNCTIONALITIES

- by using the BTicino Power On App (free to download from Apple Store and Google Play), it gives the possibility of monitoring the efficiency of the electric system.
- Installation on the left side of the switch
- It can be coupled with 2P and 1P+N earth leakage and earth leakage thermal magnetic circuit breakers with In≤ 63A in 2 DIN35 modules (not supplied)
- It controls the status of the system and notifies abnormal operations or faults (earth leakage fault or short circuit)
- It allows remote reset, provided that the system safety conditions are met.

BTicino Power On App

Download on App Store

GET IT ON Google Play

bticino
bticino

LIVINGLIGHT MyHOME_Up

The advantages of the offer

Thanks to MyHOME_Up technology, it is possible to design electric systems with new more advance performances in terms of comfort, safety, energy saving, audio/video communication, local or remote control.
LIVINGLIGHT MyHOME_Up is based on the use of one single system technology, the digital Bus, which can be applied in all residential solutions. The system can be expanded at any time and can be integrated with systems and devices with different communication protocols.

- Automation
- Burglar alarm
- Temperature control
- Sound system
- Consumption display and load control
- Local and remote control

eliot™
PROGRAM BY BTICINO

ELIOT is the BTicino program dedicated to connected objects (Internet of things) which identifies all those products or systems which, because they can connect to the internet, give added value in terms of functionality, information, interactions with the environment and use.

INTEGRATION AND CONTROL

MYHOMESERVER1

3488

LN4890

F422

Item	CONTROL SERVER USING THE APP
○ **MYHOMESERVER1**	server to associate devices during the system starting-up and for the local and remote management of the functions by the user with the specific MyHOME_Up application for Android and iOS smartphones or tablets.
	MyHOMEServer1 KIT
○ **MHSERVERKIT**	kit containing MYHOMESERVER1 and Access Point for communication between the MyHOME_Up system to which it is connected, and a smartphone or tablet where the MyHome-Up App is installed.

Note: For the details of the products managed by MyHome_Up and the compatible products, see the corresponding guide.

	HOMETOUCH
○ **3488**	7" Touch Screen for the management of all MyHOME_Up functions, that can be integrated with the video door entry system, to be used as connected internal unit. To use the home automation functions, configuration is not necessary. It is possible to display the MyHOME_Up system status and control the integrated functions (lights, automation, scenarios, burglar alarm, temperature management, Nuvo music system, ...). It is also possible to manage the video door entry functions of a BTicino 2 wires system both with the 7" capacitive display and with Smartphone, using the "DOOR ENTRY for HOMETOUCH" app, available for Android and iOS. Flush mounted installation with box for masonry walls (item 3487) or wall mounted installation with the supplied metal bracket.

Item	TOUCH SCREEN
○ **LN4890**	3,5" a colour Touch Screen for the management of the following functions: Automation, Lighting, Burglar-Alarm, Temperature Control, Sound System, Scenarios, Load Management and Consumption Display. Front USB connector for configuration
○ **LN4890A**	as above - can be installed with LIVINGLIGHT AIR cover plates
	SCS-SCS INTERFACE
○ **F422**	interface between SCS BUS based systems dedicated to different functions - 2 lowered DIN modules
	OPEN-BACNET INTERFACE
○ **F450**	interface for TouchScreen control of Bacnet devices, such as Fancoil, AC unit, ATU, VAV, underfloor heating - 6 DIN modules
	DRIVER MANAGER
○ **F459**	integration platform with other brand systems - 6 DIN modules
Contact the BTicino System Integration Service to check the feasibility of specific integrations and to request the licence needed to use the Driver manager (Toll free number 800.837035)	

NOTE: □ White colour **device** ■ Tech colour **device** ■ Anthracite colour **device** ○ Neutral item

LIGHTS AND ROLLING SHUTTER AUTOMATION

L4651M2

LN4652

L4652/2

L4652/3

Item		CONTROL FOR SPECIAL FUNCTIONS
○ **L4651M2**		Special control – can drive an actuator performing all the standard functions of a control and in addition some special functions: activation of 4 scenarios saved in module item F420, timings, activation of an actuator installed on a different bus than the control, selection of the fixed adjustment level and the dimmer soft-start and soft-stop speed, sound system, door lock switching on control, call to the floor and switching on staircase light control and management of auxiliary channels. To be completed with 1 or 2-module key covers with one or two functions - 2 modules
○ **LN4652**		8-KEY control for light management, rolling shutter automation, sound system and scenarios - SCS-BUS connection - sizes: 2 modules
○ **3541**		A5 sheets for the customisation of the control symbols item H4652 and LN4652. The sheets can be customised using the tool found in the MyHOME_Suite configuration software - black
○ **3542**		as above - white

Item		CONTROLS FOR SINGLE OR DOUBLE LOADS
○ **L4652/2**		control which can drive a single actuator for single or double loads or two actuators for single loads or independent double loads – to be completed with 1 2-module key cover for controls with one or two functions or 2 1-module key covers with one or two functions - 2 modules
○ **L4652/3**		control which can drive three actuators for single or double loads or two actuators for single loads or independent double loads – to be completed with 3 1-module key covers for controls with one or two functions - 3 modules
		CONTROL FOR ROLLING SHUTTER MANAGEMENT
○ **LN4660M2**		2 module flush mounted control with reduced thickness with 3 pushbuttons. In addition to monostable and bistable UP/DOWN operation, the device also places the rolling shutter in a stored (PRESET) position. Only suitable for operation with advanced actuators LN4661M2 and F401, specific for the management of rolling shutters.
		HOME-AUTOMATION HINGE
○ **4911TDM**		accessory for the installation of 2-module key covers on devices installed in 503E box

NOTE ABOUT USE OF THE HOME-AUTOMATION HINGE ITEM 4911TDM

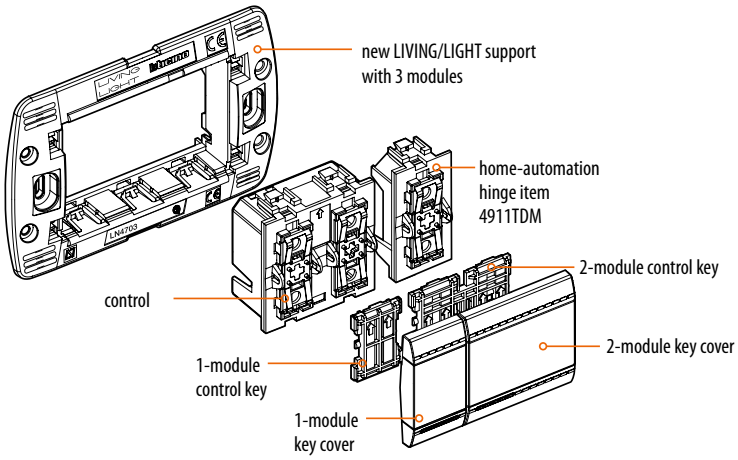

NOTE: ☐ White colour **device** ■ Tech colour **device** ■ Anthracite colour **device** ○ Neutral item

LIGHTS AND ROLLING SHUTTER AUTOMATION

L4680

MHKIT1116

Item	SCENARIO CONTROL
☐ N4680 ▒ NT4680 ■ L4680	customisable scenario control for the activation of up to 4 Automation, Temperature Control and Sound System independent scenarios saved in the F420 scenario module - 2 modules.

	CONTACT INTERFACE
○ 3477 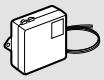	basic module control interface with 2 independent contacts for the control of 2 actuators for single function loads, or 1 actuator for double function loads (shutters) – the inputs accepts two traditional switches or pushbuttons with NO and NC contact, or a traditional two-way switch, or interlocked pushbuttons
○ F428	as above - 2 DIN modules

	MEMORY MODULE
○ F425	module for saving the status of the actuators - to reset the light Automation system in case of blackout - 2 lowered DIN modules

Item	KIT - ROLLING SHUTTER AUTOMATION
○ MHKIT1013	solution for the automation of shutters. It gives the possibility of controlling 5 motorised shutters or curtains, or mixed shutter/curtain solutions, with individual and general controls. The kit includes: • 1 power supply item E49 • 1 shutter control item LN4660M2 • 5 shutter actuators item LN4661M2 • key covers with UP/DOWN and STOP symbols • various configurators. It can be expanded with other similar actuators or integrated with other MyHOME functions. LIVINGLIGHT aesthetic (White, Tech, Anthracite finishes)

	KIT - LIGHT AND ROLLING SHUTTER AUTOMATION
○ MHKIT1116	solution for the control of 6 shutters or 6 lights and 3 shutters, or 12 light points, with general and individual controls. It is possible to save the shutter position. The kit includes: • 1 power supply item E49 • 1 shutter control item L4652/2 • 6 shutter actuators item LN4672M2 • various configurators. To be completed with LIVINGLIGHT key covers. It can be expanded with other MyHOME devices that share the BUS cable, item L4669.

Note: the following products are not included in the package and have to be purchased separately:
- cable (sheathed pair) art. L4669 sold in 100 m coil;
- flush and wall mounted boxes, supports and front cover plates of the LIVINGLIGHT range.

	RADIO INTERFACES FOR EXTENSION BUS SYSTEM
☐ N44578N ▒ NT4578N ■ L4578N	SCS/ZigBee interface for integration of radio control devices with the MyHOME system Power supply 27 Vd.c. from BUS - 2 flush mounted modules

NOTE: ☐ White colour **device** ▒ Tech colour **device** ■ Anthracite colour **device** ○ Neutral item

N4659N

BMSE3001

BMSE3003

0 488 34

Item	PIR PASSIVE INFRARED GREEN SWITCH	
□ N4659N ■ NT4659N ■ L4659N		Green Switch: passive IR (PIR) sensor, suitable for the detection of presence in transit areas (corridors, toilets, service rooms). Operating mode (automatic or manual), time delay (5 s to 59min), and brightness threshold (20 to 1275 LUX) settable using the advanced/basic (BMSO4001/ BMSO4003) configuration remote control; physical or virtual configuration. 2 modules

Item	LIGHTING/MOVEMENT SENSORS	
○ BMSE3001		Passive infrared SCS sensor for the detection of movement and the lighting level. Ceiling flush mounted installation using springs or installation boxes; surface installation using surface installation box, item 048875; IP20 protection index; RJ45 clamp connection; 8 m (50 m2) diameter coverage area for a 2.5 m installation height, maximum installation height 6 m; 27 V d.c. power supply from bus, absorption 12 mA; regulation with basic/advanced remote control (BMSO4003 and BMSO4001) or through configuration software, of the lighting level, from 5 to 1275 LUX, of the time delay, from 30 s to 255 h, and of the main operating parameters; Push&Learn pushbutton
○ BMSE3003		double technology SCS sensor: passive infrared for the detection of presence and the lighting level. Ceiling flush mounted installation using springs or installation boxes; surface installation using surface installation box, item 048875; IP20 protection index; RJ45 clamp connection; 8 m diameter (50 m2) infrared coverage area for a 2.5 m installation height, 11 mm diameter (95 m2) ultrasound coverage area for a 2.5 m installation height, maximum installation height 6 m; 27 V d.c. power supply from BUS, absorption 17 mA; regulation with basic/advanced remote control (BMSO4003 and BMSO4001), or through configuration software, of the lighting level, from 5 to 1275 LUX, of the delay, from 30 s to 255 h, and of the main operating parameters; Push&Learn pushbutton
○ 048834		IP55 passive IR (PIR) movement sensor, suitable for the detection of movement in outdoor or indoor transit areas (corridors, cellars, garage paths). Coverage area: 140° x 15m at 2.5m high. Operating mode (automatic or manual), time delay (5 s to 59min), and brightness threshold (20 to 1275 LUX) settable using the advanced/ basic (BMSO4001/BMSO4003) configuration remote control; physical or virtual configuration. Wall or angular installation by means of accessory item 048971

BMSO4001

BMSO4003

LN4672M2

Item	CONFIGURATION REMOTE CONTROLS
○ **BMSO4001**	the advanced configuration remote control, with IR transmitter and receiver, adjusts the main operating parameters of: Switch Sensor, Green Switch and SCS compatible sensors. With display for the acquisition of the parameters set on the sensors and to modify them. Batteries charged by USB mini port.
○ **BMSO4003**	the basic configuration remote control, with IR transmitter, adjusts the main operating parameters of: Switch Sensor, Green Switch and SCS compatible sensors. Modification of parameters only possible for preset values, battery recharge not available

	INSTALLATION ACCESSORIES
○ **048875**	ceiling mounted box compatible with the sensors: BMSE3001 and BMSE3003, IP20 protection index, dimensions Ø 100 x 50 mm
○ **048971**	Angle installation accessory, compatible with the 048834 accessory, IP42 protection index, dimensions (hxlxd) 115 x 75 x 40 mm

Item	ACTUATORS AND FLUSH MOUNTED ACTUATORS/ DIMMERS
○ **LN4672M2**	actuator/control with 2 independent relays - for single, double or mixed loads: 1380 W resistive, 1380 W incandescence lamps, 460 W for reducer motors, 460 VA cosφ 0,5 for ferromagnetic transformers and 250 W for fluorescent lamps - logic relay interlock via configuration. The device can be also configured to manage a remote actuator - 2 modules.

FEATURES OF THE LIGHTING/MOVEMENT SENSORS

SCS SENSORS	048834	BMSE3001	BMSE3003
INSTALLATION	wall mounted	ceiling flush mounted	
TYPE OF OPERATION	AUTO/ECO/WALKTHROUGH	AUTO/ECO/WALKTHROUGH	
SENSOR TECHNOLOGY	PIR	PIR	PIR+US
POWER SUPPLY	27 V d.c. from Bus	27 V d.c. from Bus	
PROTECTION INDEX	IP55	IP20	
COVERAGE AREA AT 2.5 m	15 m x 6 m	Ø 8 m	Ø 11 m
COVERAGE ANGLES (v/h)	45°/140°	90/360°	
LIGHTING LEVEL	5 lux - 1275 lux	5 lux - 1275 lux	
SWITCHING OFF DELAY	5 s 59 min 59 h	30 s - 255 h 59 min 59 sec	
FACTORY ADJUSTMENTS	300 lux - 15 min	300 lux - 15 min	
CONNECTION TYPE	SCS clamp	RJ45 connector	

NOTE: □ White colour **device** ■ Tech colour **device** ■ Anthracite colour **device** ○ Neutral item

LIGHTS AND ROLLING SHUTTER AUTOMATION

3476

F401

Item	BASIC MODULE ACTUATOR
○ **3476** 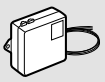	1 relay actuator - for single loads: 2 A resistive or incandescence lamps, 2 A cosφ 0,5 for ferromagnetic transformers - a traditional pushbutton with NO contact accepted in input

Item	ACTUATORS FOR ROLLING SHUTTER MANAGEMENT
○ **LN4661M2**	2 module flush mounted actuator with 2 internal relays and 4 pushbuttons. In addition to monostable and bistable UP/DOWN operation, the actuator also places the rolling shutter in a stored (PRESET) position - to be combined with control devices LN4660M2
○ **F401**	as above - with 3 pushbuttons for local control - 2 DIN modules

LOADS THAT CAN BE DRIVEN (230 Va.c. 50/60 Hz)

Actuators	Type						
	 Energy saving incandescence and halogen lamps	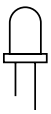 LED lamps	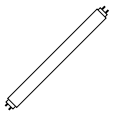 Linear fluorescent lamps [1]	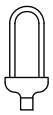 Compact fluorescent lamps	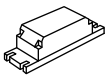 Electronic transformers [3]	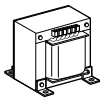 Ferromagnetic transformers [2] [3]	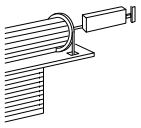 Reducer motors for rolling shutters [4]
H4672M2 **LN4672M2** **AM5852M2**	1380 W	250 W Max 2 lamps	250 VA	250 W Max 2 lamps	460 W	460 VA	460 W
3475 **3476**	2 A 460 W	40 W Max 1 lamp	- -	40 W Max 1 lamp	- -	2 A cosφ 0,5 460 VA	- -
H/L4661M2 **AM5861M2** **F401**	-	-	-	-	-	-	2 A 250 Va.c.

Notes:

1) Power factor corrected fluorescent lamps, discharge lamps.
2) Account must be taken of the transformer yield to calculate the effective power of the load connected to the actuator. For example if a dimmer is connected to a 100 VA ferromagnetic transformer with yield 0.8, the effective power of the load will be 125 VA.
3) The transformer must be loaded at its rated power and however never less than 90% of this power. It is preferable to use a single transformer rather than several transformers in parallel. For example it is better to use a single 250 VA transformer with 5 50 W spotlights connected rather than use 5 50 VA transformers in parallel each with a 50 W spotlight.
4) The ▭ symbol on the actuators refers to the rolling shutter reducer motors.

NOTE: ○ Neutral item

LIGHTS AND ROLLING SHUTTER AUTOMATION

F411U2

F411/4

F411/1NC

BMSW1003

Item	ACTUATORS FOR CENTRALISATIONS
○ **F411U2**	actuator with 2 independent relays – for single and double loads: 10 A resistive and 6 A incandescence lamps, 500 W for reducer motors, 2 A cosφ 0,5 for ferromagnetic transformers and 250 W for fluorescent lamps - logic relay interlock via configuration - it has ¨Zero crossing¨ technology - 2 DIN modules
○ **F411/4**	actuator with 4 independent relays - for single, double or mixed loads: 2 A resistive, 2 A incandescence lamps, 500 W for reducer motors, 2 A cosφ 0,5 for ferromagnetic transformers and 70 W for fluorescent lamps - logic relay interlock via configuration - 2 DIN modules
○ **F411/1NC**	actuator with 1 two-way NC relay for single loads 16 A resistive, 10 A for incandescence lamps and 4 A for fluorescent lamps. On switching on the device always has the contact closed (ON status) and the contact is opened with an OFF command. In this way there would be no voltage from the BUS, the device would remain in the ON state, keeping the load on – 2 DIN modules

Item	ACTUATORS FOR CENTRALISATIONS
○ **BMSW1003**	ON/OFF actuator, 4 independent outputs with maximum load 16 A at 230 Va.c., clamp connection and RJ45, IP20 protection index, power supply 100/240 Va.c. 50/60 Hz, pushbuttons for load direct control - zero-crossing function - 6 DIN modules
○ **BMSW1005** 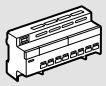	ON/OFF actuator, "Zero Crossing" technology, 8 independent outputs with maximum load 16 A at 230 V a.c., clamp connection, IP20 protection index, power supply100/240 V a.c. 50/60 Hz, pushbuttons for load direct control - 10 DIN modules

LOADS THAT CAN BE DRIVEN (250 Va.c. 50/60 Hz)

Actuators	Type						
	 Energy saving incandescence and halogen lamps	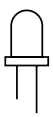 LED lamps	Linear fluorescent lamps [1]	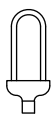 Compact fluorescent lamps	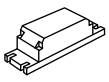 Electronic transformers [3]	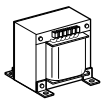 Ferromagnetic transformers [2] [3]	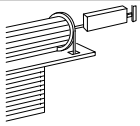 Reducer motors for rolling shutters [4]
F411U2	10 A 1380 W	250 W Max 4 lamps	4 A 230 W	250 W Max 4 lamps	4 A 230 W	4 A cosφ 0,5 460 VA	2 A 460 W
F411/4	2 A 460 W	70 W Max 2 lamps	0.3 A 70 W	70 W Max 2 lamps	0.3 A 70 W	2 A cosφ 0,5 460 VA	2 A 460 W
F411/1NC	10 A 2300 W	500 W Max 10 lamps	4 A 920 W	500 W Max 10 lamps	4 A 920 W	4 A cosφ 0,5 920 VA	- -
BMSW1003	16 A 3680 W	2.1 A 500 VA	10 X (2 X 36 W) 4.3 A	1150 W 5 A	16 A 3680 W	16 A 3680 W	- -
BMSW1005	16 A 3680 W	2.1 A 500 VA	4.3 A 10X2X36 W	5 A 1150 VA	16 A 3680 W	16 A 3680 W	- -

Notes:
1) Power factor corrected fluorescent lamps, discharge lamps.
2) Account must be taken of the transformer yield to calculate the effective power of the load connected to the actuator. For example if a dimmer is connected to a 100 VA ferromagnetic transformer with yield 0.8, the effective power of the load will be 125 VA.
3) The transformer must be loaded at its rated power and however never less than 90% of this power. It is preferable to use a single transformer rather than several transformers in parallel. For example it is better to use a single 250 VA transformer with 5 50W spotlights connected rather than use 5 50 VA transformers in parallel each with a 50 W spotlight.
4) The ▭ symbol on the actuators refers to the rolling shutter reducer motors.

NOTE: □ White colour **device** ■ Tech colour **device** ■ Anthracite colour **device** ○ Neutral item

LIGHTS AND ROLLING SHUTTER AUTOMATION

F413N

F429


F416U1

F418U2

Item	DIMMERS FOR CENTRALISATIONS	
○ **F413N**		1-output dimmer to supply fluorescent lamps or LED sources with input 1-10 V for single loads up to 2.5 A at 230 Va.c. – type of screw connection - power supply 27 Vd.c. – absorption 30 mA – max 10 ballast that can be connected (clamps 1-2) - with pushbutton for load direct control - version for fastening on DIN rail - 2 modules
○ **BMDI1002**	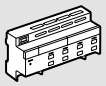	1/10V dimmer, "Zero Crossing" technology, 4 outputs with maximum load 4.3 A at 230 V a.c., clamp connection, IP20 protection index, power supply100/240 V a.c. 50/60 Hz, pushbuttons for load direct control - 10 DIN modules
○ **BMDI1100**	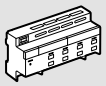	SCS/DALI interface, 8 independent outputs with maximum load 16 ballast at 230 V a.c., clamp connection, IP20 protection index, power supply 27 V d.c. from Bus, absorption 5 mA, pushbutton for Push&Learn procedure, pushbuttons for load direct control - 10 DIN modules

Item	MULTI-LOAD DIMMERS FOR CENTRALISATIONS	
○ **F416U1**		multi-load dimmer, 1 output with maximum load 4.3 A at 230 Va.c., clamp connection and RJ45, IP20 protection index, power supply 100/240 Va.c. 50/60 Hz, pushbutton for load direct control - 6 DIN modules
○ **F418U2**		two-channel dimmer for the management of dimmer LEDs, dimmer compact fluorescent lamps (CFL), energy saving halogen lamps and electronic transformers at 110-230V. Possibility of parallelisation of the two channels to increase the maximum power which can be managed. power supply 27 Vd.c., absorption 18 mA - version for fastening on DIN rail - 4 modules

LOADS THAT CAN BE DRIVEN (230 Va.c. 50/60 HZ)

Actuators	Type						
	 Energy saving incandescence and halogen lamps	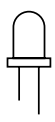 LED lamps	Linear fluorescent lamps [1]	Compact fluorescent lamps	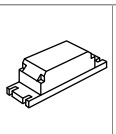 Electronic transformers [3]	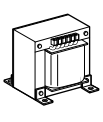 Ferromagnetic transformers [2] [3]	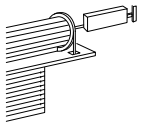 Reducer motors for rolling shutters [4]
BMDI1002	Dimmer for ballast - 4 x 4.3 A outputs - 4x 1000VA@ 230 Vac - 4x500VA@ 230 Vac						
F413N	- -	- -	2 A 460 W [5] Max 10 ballast, type T5, T8, compact or driver for LED	- -	- -	- -	- -
F416U1	4.3 A 40 - 1000 W	- -	- -	- -	4.3 A 40 - 1000 W	4.3 A 40 - 1000 W	- -
F418U2	2x300 W	2x300 VA	-	2x300 VA	2x300 VA	2x300 VA	-
F429	SCS/DALI dimmer interface - 8 x16 ballast						

Notes:
1) Power factor corrected fluorescent lamps, discharge lamps. 2) Account must be taken of the transformer yield to calculate the effective power of the load connected to the actuator. For example if a dimmer is connected to a 100 VA ferromagnetic transformer with yield 0.8, the effective power of the load will be 125 VA.
3) The transformer must be loaded at its rated power and however never less than 90% of this power. It is preferable to use a single transformer rather than several transformers in parallel. For example it is better to use a single 250 VA transformer with 5 50W spotlights connected rather than use 5 50 VA transformers in parallel each with a 50 W spotlight.
4) The ⊣⊢ symbol on the actuators refers to the rolling shutter reducer motors. 5) Only compatible with lamps with 1/10 V ballast.

NOTE: ☐ White colour **device** ■ Tech colour **device** ■ Anthracite colour **device** ○ Neutral item

TEMPERATURE CONTROL

3550

LN4691

N4693

Item		99-ZONE CENTRAL UNIT
○ **3550**		control unit for the management of a temperature control system with up to 99 zones - the box also includes the TiThermo software for PC programming - wall mounted or MULTIBOX container installation
		BATTERY
○ **3507/6**		6 V 0.5 Ah battery for temperature central unit
		SENSOR WITH DISPLAY
○ **LN4691**		flush mounted device with backlit display. It can be used to control the temperature of an individual zone, irrespective of a temperature control central unit being installed as part of the system or not. It features a temperature sensor and an input for the connection of a contact line (e.g. window contact). It can be used for the management of different types of systems, and the adjustment of the fan speed when fan coils are used. Possibility of automatic operation (summer/winter), with compatible systems. bus SCS connection – 2 modules.
		SENSORS
□ **N4693** ■ **NT4693** ■ **L4693**		sensor to control the room temperature for heating and cooling systems – temperature measurement range 3–40 °C - 2 modules

Item		RADIO TEMPERATURE SENSOR
○ **3455**		outdoor temperature measurement radio sensor - solar cell or 3.6 V LS14250/1/2 lithium battery power supply - IP65 wall mounted box. use with appropriate radio receiving interface item L/N/NT4577

NOTE: □ White colour **device** ■ Tech colour **device** ■ Anthracite colour **device** ○ Neutral item

TEMPERATURE CONTROL - ENERGY MANAGEMENT

L4577

F430R8

F430R3V10

F430V10

LN4710

3522N

3523

Item		RADIO RECEIVING INTERFACES FOR SENSOR
☐ N4577 ▪ NT4577 ■ L4577		radio receiving interface for radio temperature sensor, item 3455 - BUS 27 Vd.c. power supply - 2 modules

		ACTUATORS
○ F430/2		actuator with 2 independent relays – for single and double loads: 6 A resistive, 2A motor driven valves and pumps - configuration based logic relay interlock - 2 DIN modules
○ F430/4		actuator with 4 independent relays - for single, double or mixed loads: 4 A resistive, 1 A motor driven valves, pumps and fan coils - configuration based logic relay interlock - 2 DIN modules
○ F430R8		actuator with 8 independent relays for the control of on-off valves, motorised valves (open-close and three points), pumps and fan coils with 2 and 4 tubes - 4A resistive, 1A motor valves, pumps and fan-coils- SCS-bus connection - 4 DIN modules
○ F430R3V10		actuator with 3 independent relays and 2 x 0-10 Volts outputs for the control of fan coils with 2 and 4 tubes with proportional 0-10 Volt valves - 4A resistive, 1A fan coil - SCS-BUS connection - 4 DIN modules
○ F430V10		actuator with 2 x 0-10 V outputs for the control of 0-10 V proportional valves - SCS-BUS connection - 2 DIN modules

Item		CONSUMPTION DISPLAY
○ LN4710		Energy Display. Device with 1.6" display, for the display of the energy consumption data (obtained from item F520, F521, 3522N), and for the control of the actuators of the Energy Management system item F522 and item F523 - 2 modules
○ F520		meter for the measurement of electricity on a maximum of 3 lines, by connecting 3 toroids to the appropriate inputs. The data collected and processed can be seen on the 3.5" and 10" MyHome_Screen. Version for fastening on DIN rail - 1 module. The device is fitted with 1 toroid.
○ 3523		additional electricity meter toroid, item F520, and for actuator with sensor, item F522 for the measurement of the earth leakage current. Cable length 400 mm.
○ 3522N		pulse counter interface for the detection of data from meters (water, gas, etc.) with pulse output. The measured values are visible on all the MyHOME user interfaces (Energy display, Local display, 3.5" and 10" MyHOME_Sceen). Basic module execution for hidden installation. Power supply from bus 27 V.

ENERGY MANAGEMENT

MHKIT4015

F521

F522

F523

F524

3508BUS

Item	LOAD CONTROL KIT
○ **MHKIT4015**	This kit gives the possibility of managing the maximum power used and automatically disconnect the less important users in case of overload (based on set priority levels). It can easily be expanded and integrated with other MyHOME functions. The kit includes: • 1 power supply item E49 • 1 load control central unit item F521 • 1 x 16A actuator with measurement sensor item F522 • 2 actuators item F523 • 1 energy display item LN4710 • various configurators.

	LOAD CONTROL MANAGEMENT
○ **F521**	Control unit for the management and control of the actuators of the load control system, to prevent the risk of detachment of the limiter of the electricity supplier. The control unit manages up to 63 loads, a contract power between 1.5 and 18 kW, and tolerance up to +/- 20%. It integrates an electricity meter for the controlled line. Version for fastening on DIN rail - 1 module. The device is fitted with 1 toroid.
○ **F522**	actuator with integrated current sensor for the measurement of the controlled load consumptions. 1 relay - 10 A for incandescence lamps and 4 A for fluorescent lamps or ferromagnetic transformers, and 500 W for compact fluorescent and LED lamps - Bistable relay with zero crossing for the Automation and/or Load control management functions. Version for fastening on DIN rail - 1 module. Earth leakage control by connecting the additional toroid, item 3523.
○ **F523**	1 relay actuator - for incandescence lamps and 4 A for fluorescent lamps or ferromagnetic transformers, and 500 W for compact fluorescent and LED lamps - bistable relay with zero crossing for the Automation and/or Load control management functions. Version for fastening on DIN rail - 1 module.

Item	IP DATA CONCENTRATOR - ENERGY DATA LOGGER
○ **F524**	Device for the central management of energy consumption data collected using F520 toroid meters, F521 load control central unit or 3522N pulse counter interface. The data can be displayed using appropriate integrated web pages, connecting the device to a network through the Ethernet port. It gives the possibility of configuring several tariffs, and to download line data, perform sums and subtraction, as well as multiplications by a factor. The device has a microSD slot for the backup of the recorded data and OPENWebNet controls for the display of consumptions. Version for fastening on DIN rails - 1 module - Power supply from BUS 27V

	ACCESSORIES
○ **3508BUS**	removable clamp for BUS connection - width 3.81 mm
○ **3508U2**	removable clamp 2 poles
○ **3508U3**	removable clamp 3 poles

NOTE: ☐ White colour **device** ■ Tech colour **device** ■ Anthracite colour **device** ○ Neutral item

COMMON ACCESSORIES AND DEVICES

E46ADCN

E47ADCN
E47/12

3545

Item		POWER SUPPLIES
○ E46ADCN		power supply - input 230 Va.c. output 27 Vd.c. SELV - maximum absorbed current 450mA - installation on DIN profile for flush-mounted or wall-mounted switchboards - 8 DIN modules
○ E47ADCN		power supply as above - version for fastening on DIN rail for wall enclosures item F115/8A - made for the connection of 1 back-up battery 12 V 7/12/24 Ah - 8 DIN modules
○ E47/12		power supply unit for wall mounted housing, item F115/8A - for the connection of 1 x 12 V 6.5 to 24 Ah battery for the supply of power to 12V devices (IR barriers etc.) - 8 DIN modules
○ E49		compact power supply - input 230 Va.c. - output 27 Vd.c. Maximum current delivered 600 mA - 2 DIN modules.
○ 346000		Video door entry system and Sound system power supply. Power supply: 230 Va.c. @ 50-60 Hz. Maximum current delivered 1.2 A. Overload and short circuit electronic protection (without fuse). Double insulation SELV device - 8 DIN modules
○ 346020		additional compact power supply. For the local power supply of entrance panels and indoor video door entry systems. Power supply: 230 Va.c. @ 50-60 Hz. Maximum current delivered 600 mA. Built-in (non-replaceable) fuse protection. Double insulation SELV device - 2 DIN modules
○ 346030		Video door entry system and Sound system compact power supply. Maximum current delivered 600 mA. Built-in (non-replaceable) fuse protection. Double insulation SELV device - 2 DIN modules

Item		VARIOUS ACCESSORIES
○ 3515		spare removable clamp

		TECHNICAL SUPPORT VOUCHER
○ 3545		«Set» of 5 vouchers for the intervention of a Technical Support technician for MyHOME, Video door entry, Telephone, Luminous notification and CCTV systems

		GUARANTEE EXTENSION VOUCHERS
○ MHBASIC5A		voucher for the guarantee extension for up to 5 years for Light and Automation, Energy management, Sound and NUVO, Video door entry and Remote control systems
○ MHPLUS5A		voucher for the guarantee extension as above, but also valid for Temperature control and Burglar alarm systems, and MyHome_screen 3.5 touch screen devices
○ MHFULL5A		voucher for the guarantee extension as above, but also valid for MyHome_screen 10 touch screen devices

For the selection of the power supply based on the system being built, refer to the following table.

System	Power supply						
	E46ADCN	E47ADCN	E47/12	E49	346000	346020	346030
Automation	●			●			
Burglar alarm	● (1)	● (2)	● (3)	● (1)			
Energy Management/Consumption Display	●			●			
Temperature control	●			●			
Sound system					●	●	●
Video door entry system					●	●	●

NOTE (1): for systems with external siren 4073
(2): for systems with external siren 4073 or without siren
(3): for sensors requiring 12 Vd.c. power supply (e.g. IR barriers)

NOTE: ☐ White colour **device** ■ Tech colour **device** ■ Anthracite colour **device** ○ Neutral item

COMMON ACCESSORIES AND DEVICES

502PA

L4669
L4669/500
L4669HF

336904

Item		WALL MOUNTED BOXES FOR POWER SUPPLY AND BATTERY - BURGLAR-ALARM SYSTEM
○ **F115/8A**		wall mounted DIN enclosure for power supply item E47ADCN
○ **F115/8B**		Housing for the burglar alarm system self-powering 12V 7Ah battery with power supply item, E47ADCN - contact for the prevention of unwanted opening.
		WALL MOUNTED BOXES FOR MODULAR DEVICES
○ **502NPA**		reduced depth surface box for wall mounted installation - with anti-tampering device - 2 modules - with support
		ANGULAR BOX
○ **502PA**		surface box for corner installation - with anti-tampering device - 2 modules - with support and white cover plate (LB)

Item		CONNECTION CABLES
○ **L4669**		sheathed pair made up of 2 flexible wires with unshielded plaited sheath - insulation 300/500 V - complies with standards CEI 46-5 and CEI 20-20 - coil length 100 metres
○ **L4669/500**		as above - in 500 m coils
○ **L4669KM1**		as above - reel lenght 1000 m (1)
○ **336904**		specific cable with 2 twisted conductors. It can be installed in underground piping, in accordance with standards (CEI 20-13 and CEI 20-14). It ensures the best performance in video systems (higher distance between EP and Handset when compared with other cables). 200 m coil
○ **L4669HF**		as above - low toxicity cable without halogens - ideal for application in environments where fire hazard safety is critical - coil length 200 metres

System	Cable	
	L4669 L4669/500 L4669HF L4669KM1	**336904**
Automation	●	●(2)
Burglar alarm		●(2)
Energy Management/Consumption Display	●	●(2)
Temperature control	●	●(2)
Sound System		●
Video door entry system		●

NOTE (1): for the availability, contact the BTicino sales staff
(2): for systems underground cable sections

NOTE: ☐ White colour **device** ■ Tech colour **device** ■ Anthracite colour **device** ○ Neutral item

KEY COVERS FOR MyHOME CONTROLS

1 FUNCTION KEY COVERS

		NEUTRAL LIGHTABLE KEY COVERS	
		1 module	2 modules
Description		Item	Item
NEUTRAL KEY COVER WITH LIGHTABLE BOTTOM SECTION	■	NT4915N	NT4915M2N
	■	L4915N	L4915M2N
HIGH BRIGHTNESS COVER	□	N4915LN	N4915M2LN

N4915LN

NT4915N

L4915N

		KEY COVERS WITH DIFFUSER AND LIGHTABLE SYMBOL	
		1 module	2 modules
Description		Item	Item
KEY COVER WITH LIGHT SYMBOL	□	N4915AN	N4915M2AN
	■	NT4915AN	NT4915M2AN
	■	L4915AN	L4915M2AN
KEY COVER WITH STAIRCASE LIGHT SYMBOL	□	N4915BN	N4915M2BN
	■	NT4915BN	NT4915M2BN
	■	L4915BN	L4915M2BN
KEY COVER WITH BELL SYMBOL	□	N4915DN	N4915M2DN
	■	NT4915DN	NT4915M2DN
	■	L4915DN	L4915M2DN
KEY COVER WITH KEY SYMBOL	□	N4915FN	N4915M2FN
	■	NT4915FN	NT4915M2FN
	■	L4915FN	L4915M2FN
KEY COVER WITH DIMMER SYMBOL	□		N4915M2ADN
	■		NT4915M2ADN
	■		L4915M2ADN
KEY COVER WITH "DO NOT DISTURB" SYMBOL	□	N4915DD	N4915M2DD
	■	NT4915DD	NT4915M2DD
	■	L4915DD	L4915M2DD
KEY COVER WITH "REARRANGE THE ROOM" SYMBOL	□	N4915MR	
	■	NT4915MR	
	■	L4915MR	
KEY COVER WITH FAN SYMBOL	□	N4915RN	
	■	NT4915RN	
	■	L4915RN	
KEY COVER WITH HEATING SYMBOL	□	N4915PN	
	■	NT4915PN	
	■	L4915PN	
KEY COVER WITH BOILER SYMBOL	□	N4915SN	
	■	NT4915SN	
	■	L4915SN	

NT4915AN

NT4915BN

NT4915DN

NT4915FN

NT4915M2ADN

NT4915DD

NT4915MR

NT4915RN

NT4915PN

NT4915SN

NOTE: □ **White** colour device ■ **Tech** colour device ■ **Anthracite** colour device ○ Neutral item

KEY COVERS FOR MyHOME CONTROLS

2 FUNCTION KEY COVERS

		NEUTRAL LIGHTABLE KEY COVERS	
		1 module	2 modules
Description		Item	Item
NEUTRAL KEY COVER WITH LIGHTABLE TOP AND BOTTOM SECTION	☐	N4911N	N4911M2N
	■	NT4911N	NT4911M2N
	■	L4911N	L4911M2N

N4911N

NT4911N

L4911N

		KEY COVERS WITH 2 DIFFUSERS AND LIGHTABLE SYMBOLS	
		1 module	2 modules
Description		Item	Item
KEY COVER WITH LIGHT ON-OFF SYMBOL AND "GEN" SCREEN PRINTING	☐	N4911AFN	N4911M2AFN
	■	NT4911AFN	NT4911M2AFN
	■	L4911AFN	L4911M2AFN
KEY COVER WITH ON OFF SYMBOLS	☐	N4911AGN	N4911M2AGN
	■	NT4911AGN	NT4911M2AGN
	■	L4911AGN	L4911M2AGN
KEY COVER WITH UP DOWN SYMBOLS	☐	N4911AHN	N4911M2AHN
	■	NT4911AHN	NT4911M2AHN
	■	L4911AHN	L4911M2AHN
KEY COVER WITH SYMBOLS + TOP AND - BOTTOM	☐	N4911ADN	
	■	NT4911ADN	
	■	L4911ADN	
KEY COVER WITH SYMBOLS ADJUSTMENT OFF ADJUSTMENT ON	☐	N4911AIN	N4911M2AIN
	■	NT4911AIN	NT4911M2AIN
	■	L4911AIN	L4911M2AIN
KEY COVER WITH CHANGE SOURCE AND CHANGE TRACK SYMBOLS	☐	N4911BFN	
	■	NT4911BFN	
	■	L4911BFN	

NT4911AFN

NT4911AGN

NT4911AHN

NT4911AIN

NT4911BFN

NT4911ADN

NOTE: ☐ **White** colour device ■ **Tech** colour device ■ **Anthracite** colour device ○ Neutral item

KEY COVERS

CUSTOMISABLE LIVINGLIGHT KEY COVERS WITH DIFFUSERS, AVAILABLE IN KIT

CUSTOMISABLE KEY COVERS			
		1 module	2 modules
Description		Item	Item
1 FUNCTION CUSTOMISABLE KEY COVER WITH 1 DIFFUSER*	☐	N4915TN	N4915M2TN
	■	NT4915TN	NT4915M2TN
	■	L4915TN	L4915M2TN
2 FUNCTION CUSTOMISABLE KEY COVER WITH 2 DIFFUSERS*	☐	N4911TN	N4911M2TN
	■	NT4911TN	NT4911M2TN
	■	L4911TN	L4911M2TN

1 FUNCTION

customisable with 1 diffuser

2 FUNCTIONS

customisable with 2 diffusers

DIFFUSER KIT		
Description		Item
KIT WITH COMPOSITION ON THE SIDE (5 DIFFUSERS FOR TYPE)	☐	N4915KIT
	■	NT4915KIT
	■	L4915KIT

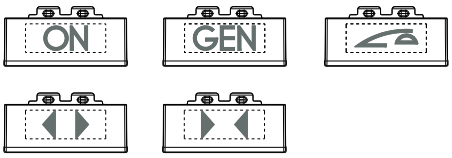

DIFFUSER KIT		
Description		Item
KIT WITH COMPOSITION ON THE SIDE (5 DIFFUSERS FOR TYPE)	☐	N4915KIT1
	■	NT4915KIT1
	■	L4915KIT1



DIFFUSER KIT		
Description		Item
KIT WITH DIFFUSER ON THE SIDE (50 DIFFUSERS)	☐	N4915SETBL
	■	NT4915SETBL
	■	L4915SETBL

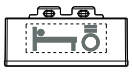

HOTEL RANGE

These pages list the BUS devices for the installation of hotel comfort and temperature control solutions. The offer includes many devices also used for other applications. For further information, see the Hotel Room Management section.

NT4547

LN4649

348402

LN4653

LN4650

LN4651

Item		KEY CARD SWITCHES
○ **LN4649**		Key card switch for function activation in the hotel room - slot light with built-in lamp - SCS-BUS connection - sizes: 2 modules - to be completed with front cover in the desired look
○ **LN4648**		Key card switch for function activation in the hotel room with RFID technology recognition - slot light with built-in lamp - SCS-BUS connection - sizes: 2 modules - to be completed with front cover in the desired look

		FRONT COVERS FOR KEY CARD SWITCHES
□ **N4547** ■ **NT4547** ■ **L4547**		Front cover for traditional or SCS key card switch - 2 modules
□ **N4551** ■ **NT4551** ■ **L4551**		Front cover for traditional or SCS key card switch - 3 modules

Item		KEY CARDS AND KEY CARD PROGRAMMER
○ **3547**		credit card key card (ISO 50x80 mm). It uses transponder technology Mifare classic ISO14443 type A. To be used together with the key card programmer, item code 348402. The key card can be customised and is sold in packages of 5 pieces. Compatible with reader H4651 starting from production batch14W40.
○ **348402**		table-top key card programmer to be connected to the PC in the reception.

		CONTROL INDICATORS FOR ROOM MANAGEMENT
○ **LN4650**		DO NOT DISTURB – MAKE UP THE ROOM indicator and bell Pushbutton - SCS-BUS connection - sizes: 2 modules
○ **LN4651**		Key card reader in RFID technology + DO NOT DISTURB – MAKE UP THE ROOM indicator and bell pushbutton - SCS-BUS connection - sizes: 2 modules
○ **LN4653**		DO NOT DISTURB – MAKE UP THE ROOM control to be completed with key covers - SCS-BUS connection - sizes: 2 modules

NOTE: □ White colour **device** ■ Tech colour **device** ■ Anthracite colour **device** ○ Neutral item

HOTEL RANGE

MH201

F458

F459

3544SW
3546SW

Item		IP SCENARIO MODULE
○ **MH201**		it manages scenarios related to hotel rooms - it works as a gateway for the Configuration and Supervision software - it is necessary to install one module for each room or zone - SCS-BUS and ethernet network connection - sizes: 1 DIN module

		SCENARIO MODULE
○ **F420**		device to save 16 scenarios for the Automation, Sound system, Temperature control and Video door entry applications - 2 DIN modules

		IP SERVER
○ **F458**		IP SERVER to be used in systems with over 100 rooms or zones (over 100 MH201 installed). Sizes: 6 DIN modules

Item		DRIVER MANAGER
○ **F459**		integration platform with other brand systems - 6 DIN modules

Contact the BTicino System Integration Service to check the feasibility of specific integrations and to request the licence needed to use the Driver manager (Toll free number 800.837035)

		SOFTWARE
○ **3544SW**		Licence for the software for the room status supervision, the basic management and the key card programming for a Hotel with up to 20 rooms
○ **3546SW**		licence for the software as above – for a Hotel with more than 20 rooms

NOTE: To request integration with FIAS Fidelio PMS contact BTicino sales personnel

MyHOME_Up
BURGLAR-ALARM SYSTEM

The advantages of the offer

- Wire solution and mixed wire/radio solution;
- Use of the ip, gsm e pstn technologies;
- Integration with:
  - tvcc ip cameras with onvif protocol;
  - **My**HOME_Up home automation system.
- Performance in accordance with grade 2 of the EN 50131 standard;
- Function control by means of two APPs, for Android and iOS:

  - **BTicino HOME Alarm:** APP for the management of ALL the system functions with a dedicated and extremely intuitive interface. Remote control requires registration, free of charge, to the DNS service at the following address: www.bticinodns.com.

  - **MyHOME_Up:** application for the management of the **My**HOME_Up. system, also integrating the MOST COMMON functions of the Burglar alarm system with the possibility of managing Smart scenarios.

  The two systems, integrated with each other through LAN connection, can also be controlled remotely using the APP. Internet connection to the BTicino Cloud is required.

Download on App Store

AVAILABLE ON Google Play

eliot PROGRAM BY BTICINO

ELIOT is the BTicino program dedicated to connected objects (Internet of things) which identifies all those products or systems which, because they can connect to the internet, give added value in terms of functionality, information, interactions with the environment and use.

CONTROL UNITS OR EXPANSION MODULES OF THE WIRE SYSTEM

4200 4203
4201 4204

4210
4211

4234

4235

4237

Item		CONTROL UNITS
4200		card for the management of up to 16 inputs/ outputs with 8 partitions. Including Ethernet interface and web-server. EN 50131 certified - Degree 3
4201		card for the management of up to 48 inputs/ outputs with 12 partitions. Including Ethernet interface and web-server. EN 50131 certified - Degree 3
4203		card for the management of up to 128 inputs/ outputs with 20 partitions. Including Ethernet interface and web-server. EN 50131 certified - Degree 3
4204		card for the management of up to 16 inputs/ outputs with 8 partitions. EN 50131 certified - Degree 2

		MOUNTING ENCLOSURES CONTROL UNITS AND MODULES
4210		white 255x295x85 mm (WxHxD) metal container with side opening and key lock, with already wired fuse holder and 2 A fuse, and 1.7 A switching power supply; ideal for control unit item 4204 and item 4200
4211		white 325x400x90 mm (WxHxD) metal container with side opening and key lock; with already wired fuse holder and 2A fuse, and 3A switching power supply; ideal for control unit item 4201 and item 4203

Item		EXPANSION MODULES
4230	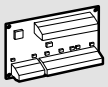	expansion module for the addition to the control unit of up to 10 programmable inputs
4234	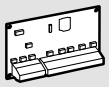	expansion module for the addition to the control unit up to 5 programmable inputs/outputs, with one clamp that can also be programmed as 0-10 V input and another as 0-10 V output. Supplied with 4 mounting supports
4235	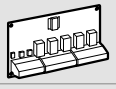	relay expansion module for the addition to the control unit of up to 5 programmable 1A relay outputs. Supplied with 4 mounting supports
4237	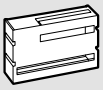	plastic protection container for the housing of expansion cards

ACTIVATOR - BUS WIRING

4215

H4215

348200 348201 348202 348203

348204 348205 348206

Item		KEYPAD
4215	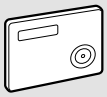	multifunction keypad with LCD display, "soft-touch" keys, proximity reader for transponder item 34820..., built-in microphone and loudspeaker for the detection of ambient noise. With two programmable input/output terminals for the connection of sensors. It can be used for the programming of the control unit parameters. Supplied with screws for installation in boxes item 503 - white.

Item		PROXIMITY READER
H4215		indoor proximity reader with sound/luminous notification for the management of the arming /disarming of the burglar alarm system or the enabling / disabling of no. 5 programmed scenarios through the close positioning of transponder item 34820... The device has a multicolour LED that can change into the following colours: red, green, blue, yellow, white. Each colour can be associated with a programmable scenario - with three white, tech and anthracite front cover plates

		TRANSPONDER
348200		black colour
348201		red colour
348202		green colour
348203		blue colour
348204		orange colour
348205		grey colour
348206		yellow colour

SENSORS FOR WIRE SYSTEM

4270
4271

4272

4274

4273

HC4275

3510M

3510PB

Item		INDOOR DETECTORS
4270		PIR digital detector with Pet immunity function - range 12 m
4271		double technology (PIR + MW) detector with Pet immunity function - range 12 m
☐ HD4275 ■ HC4275 ■ HS4275		double technology (PIR + MW) detector with Pet immunity function - range 8 m - flush mounted installation - 2 modules
		OUTDOOR DETECTORS
4272		double technology curtain movement detector with outside anti-masking function, anti-tear protection incorporated in the sensor (accelerometer technology), supplied with installation bracket - range 12 m
4274		triple technology detector with look-down function, Pet immunity and anti masking - range 15 m
		FIXING ACCESSORY FOR SENSORS
4273		adjustable node for the installation of indoor detectors, item 4270 and item 4271

Item		MAGNETIC CONTACTS
3510		NC electromagnetic contact interface detectors and protection line - flush mounted version
3510M		detector as above – made of brass with high mechanical resistance, for installation in non ferromagnetic material windows and doors, or in low section doors and windows
3510PB		detector as above – made of brass, with high mechanical resistance for installation in all types of doors and windows and reinforced doors.
3511		detector as above - visible mounted version
3512		detector as above – made of die cast aluminium, for installation on tilting or sliding doors. Preset for floor installation
3513	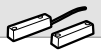	detector as above - visible mounted version for metal surfaces
		ROPE DETECTOR FOR SHUTTER
3514		detector for the protection of shutters and rolling shutters.
		ANTI-FLOOD DETECTOR
3482		water detection probe

NOTE: ☐ White colour **device** ■ Tech colour **device** ■ Anthracite colour **device**

SIRENS AND ACCESSORIES FOR INSTALLATION AND GSM/PSTN COMMUNICATION - BUS WIRING

4216

4217

4231

4232

4236

4233

4238

4239

Item		WIRE SIRENS
4216		BUS indoor siren with temperature detector and low absorption LED emergency light. Can be integrated with battery item 4238
4217		outdoor siren complete with metal security protection. To be completed with 6 Vd.c. 1,2 Ah back-up battery not included

Item		TELEPHONE COMMUNICATOR
4231		GSM/GPRS communicator card for BUS complete with 4 plastic mounting supports. EN 50131 certified - Degree 3
4232		as above, but with slim plastic housing with opening protection and anti-tear protection
4236		PSTN communication module complete with 4 mounting supports. EN 50131 certified - Degree 2
4233	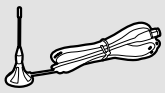	external aerial kit with connectors and 3 m cable for communicators item 4231 and item 4232

		SIREN BATTERY
4238	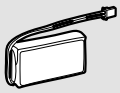	for indoor siren item 4216. Optional for BUS/Radio interface item 4280
4239		for outdoor radio siren item 4287

SENSORS AND DEVICES FOR RADIO EXPANSION

4280

4288

4281

4282

4283

4285

4287

Item		WIRE/RADIO SYSTEM INTERFACE
4280		bidirectional 868 MHz BUS/radio interface - management of up to 64 peripherals (sensors and sirens) - supplied with housing. Power supply from BUS or with battery item 4238
		RADIO REMOTE CONTROL
4288	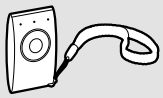	bidirectional 868 MHz radio remote control, 7 programmable functions, panic status and optical/vibracall confirmation, CR2032 type battery included for duration up to 5 years
		INDOOR DETECTOR
4281		868 MHZ radio PIR movement detector with Pet immunity function - double optics - range 12 m - CR123A type battery included for duration up to 4 years
		OUTDOOR DETECTOR
4282		868 MHZ radio curtain movement detector with external anti-masking function - with anti-tear protection incorporated in the sensor (accelerometer technology) - supplied with installation brackets - 3.6 V 2700 mAh lithium battery included - range 12 m

Item		MAGNETIC CONTACTS
4283		868 MHz radio magnetic contact with 2 separately programmable inputs/ supplementary zones - white - CR123A type battery included for duration up to 4 years
4284		as above - brown colour
4285		868 MHz radio magnetic micro contact - white colour. CR2032 lithium battery included for duration up to 3 years
4286		as above - brown colour
		RADIO SIREN
4287		Self-supplied 868 Mhz outdoor radio siren complete with transceiver and galvanised metal security protection. To be associated to battery item 4239

LIVINGLIGHT AIR COVER PLATES

Flush-mounted and plasterboard installation

SELECTION TABLE

Flush mounted boxes	 **503E** (108x74x53.5 mm)	**504E** (133x74x53.5 mm)	**506L** (183.5x90x53.5 mm)	**506E** (108x118x51.5 mm)
Plasterboard boxes	**PB503N** (110x71x52 mm)	**PB504N** (132.5x71x52 mm)	**PB506N** (183x71x52 mm)	**PB526N** (111x116x52 mm)
Supports	**LN4703C** with screw	**LN4704C** with screw	**LN4707C** with screw	**LN4726C** * with screw
No. of modules	3 modules	4 modules	7 modules	3+3 modules
AIR cover plates	**LNC4803...**	**LNC4804...**	**LNC4807...**	**LNC4826...**

NOTE: long screws 35 mm item 500/00 are available

* supplied accessories in the colours of the product range

LIVINGLIGHT SQUARE, ROUND AND LIVING INTERNATIONAL COVER PLATES

Flush-mounted and plasterboard installation

SELECTION TABLE

Flush mounted boxes	**500** (Ø 60x44 mm)		**502E** (70x70x50)		**503E** (108x74x53.5 mm)	**504E** (133x74x53.5 mm)	**506L** (183.5x90x53.5 mm)	**506E** (108x118x51.5 mm)
Plasterboard boxes			**PB502N** (Ø 71x50.5 mm)		**PB503N** (110x71x52 mm)	**PB504N** (132.5x71x52 mm)	**PB506N** (183x71x52 mm)	**PB526N** (111x116x52 mm)
Supports	**L4702G** clip fastening	**LN4702G** clip fastening	**L4702** with screws	**LN4702** with screws	**LN4703** with screw	**LN4704** with screws	**LN4707** with screw	**LN4726*** with screws
No. of modules	2 modules	2 modules	2 modules	2 modules	3 modules	4 modules	7 modules	3+3 modules
Square cover plates		**LNA4802..**		**LNA4802..**	**LNA4803...**	**LNA4804...**	**LNA4807...**	**LNA4826...**

NOTE: long screws 35 mm item 500/00 are available

* supplied accessories in the colours of the product range

SELECTION TABLE (square cover plates with 2 centred modules)

Flush mounted boxes	**500** (Ø 60x44 mm)	**502E** (70x70x50)	**503E** (108x74x53.5 mm)
Plasterboard boxes		**PB502N** (Ø 71x50.5 mm)	**PB503N** (110x71x52 mm)
Supports	**LN4719G** fastening with clips	**LN4719** with screws	
No. of mod.	2 modules		
Square cover plates	**LNA4819..**		

NOTE: long screws 35 mm item 500/00 are available

INSTALLATION IN WALL-MOUNTED BOXES

Boxes

502BI (white)

503BI (white)

504BI (white)

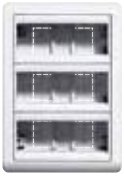

150418BA with supports and cover plates (173x247x65) (white)

150418GR - with supports and cover plates (173x247x65) (anthracite)

506NP (118x118x55) (white)

N4070 indoor siren
N4565 loudspeaker (white)

Modules

2 modules

3 modules

4 modules

3 x 6 modules

506NP (118x118x55) (white)

NT4070 indoor siren
NT4565 loudspeaker
(tech)

Cover plates

LNA4802...

LNC4802...

LNA4803...

LNC4803...

LNA4804...

LNC4804...

506LP (118x118X55) (anthracite)

4070 indoor siren
L4565 loudspeaker (anthracite)

OTHER INSTALLATIONS

INSTALLATION ON RAILS

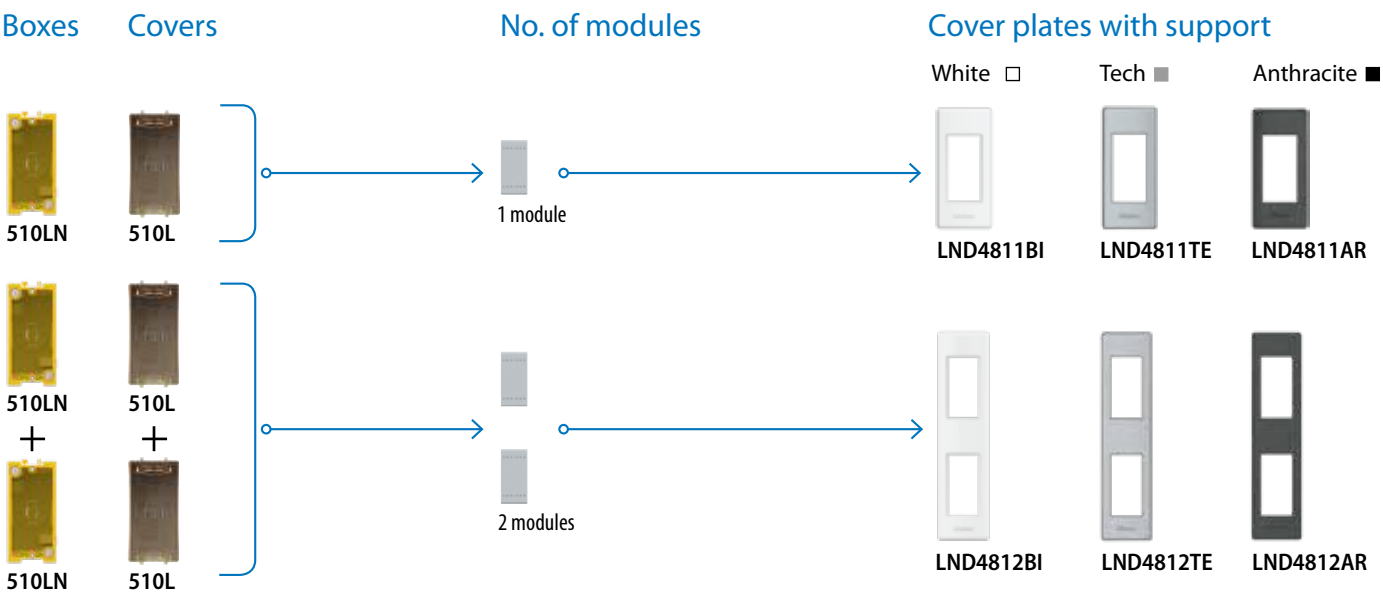

Item 510LN: box that can be used also for plasterboard and masonry walls
Art. 510L: accessory cover for installation on rails

INSTALLATION IN MULTIBOX BOXES

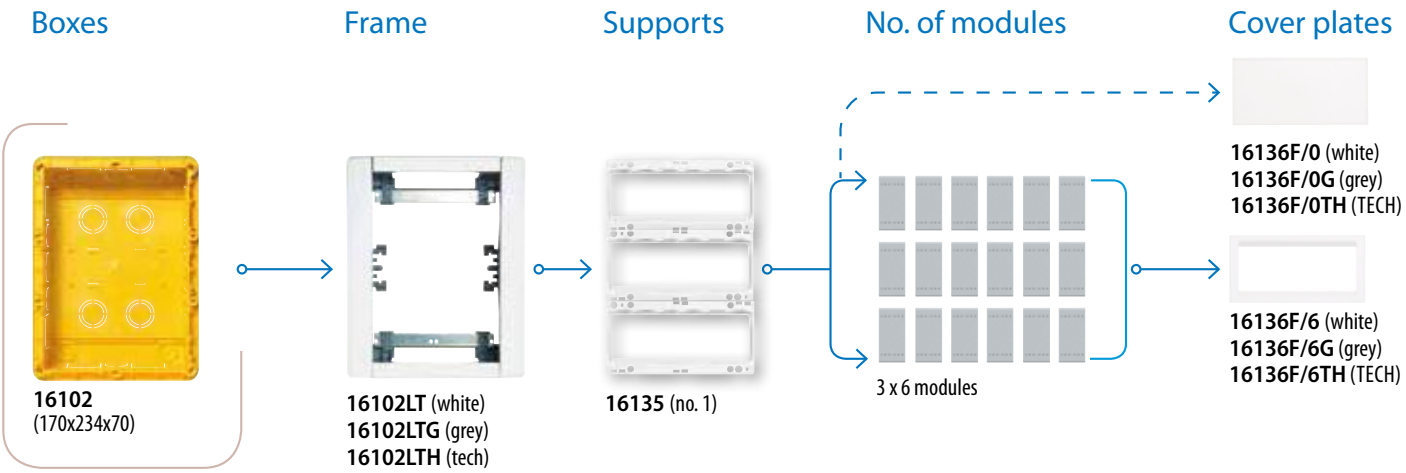

TABLE-TOP INSTALLATION



150433 white
150434 tech
150432 anthracite

POP-UP TOWERS

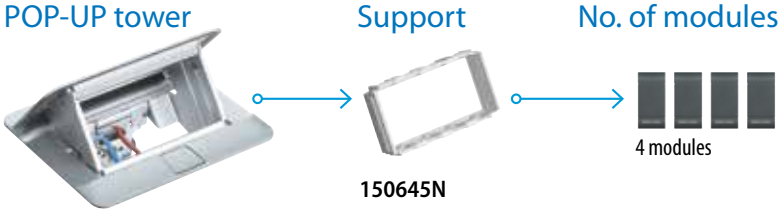

150647NA aluminium
150647NW white
150647NG brass
150647NS steel
150647NB black

INSTALLATION IN FLUSH-MOUNTED BOX WITH PROTECTED COVERS

UNIVERSAL COVER SELECTION TABLE

Flush mounted boxes	**503E** (108x74x53.5 mm)		
Plasterboard boxes	**PB503N** (110x71x52 mm)		
IP44 - IDROBOX universal cover	**26603**		
Supports	**LN4703C** with screws	**LN4703** with screw	 **LN4719** with screws
No. of modules	3 modules	3 modules	2 modules
Cover plates	**LNC4803.../LNA4803...**	**LNA4803...**	**LNA4819...**

SELECTION TABLE FOR 2 OR 3 MODULES

Flush mounted boxes	**502E** (70x70x50)			**503E** (108x74x53.5 mm)		
No. of modules	2 modules	2 modules	2 modules	3 modules	3 modules	3 modules
Cover plates	**24602N** - white	**24602** RAL7035 grey	**24602L** anthracite	**24603N** - white	**24603** - RAL7035 grey	**24603L** - anthracite

SELECTION TABLE FOR 4 MODULES

Flush mounted boxes	**504E** (133x74x53.5 mm)		
No. of modules	4 modules	4 modules	4 modules
Cover plates	**24604N** - white	**24604** - RAL7035 grey	**24604L** - anthracite

NOTE: The IP55 protection index of the covers for item 502E, 503E, 504E is obtained with the cover closed and the item installed on smooth walls, without grooves and waterproof (smooth tiles, marble).

INSTALLATION IN PROTECTED HOUSING

IP40 AND IP55 IDROBOX PROTECTED COVERS

IP40 housings

1 module IP40

24401

2 modules IP40

24402

3 modules IP40

24403

4 modules IP40

24404

IP40 housings

4 modules IP40

24404/2

6 modules IP40

24406

IP55 housings

1 module IP55

24501

2 modules IP55

24502

3 modules IP55

24503

4 modules IP55

24504

LIVINGLIGHT AIR

Cover plate finishing

MONOCHROME

Material: zamak

Pure white - **BN**

Tech - **TE**

Anthracite - **AR**

SOFT

Material: zamak

NEW

Street - **ST**

NEW

Clay - **CY**

NEW

Sand - **SB**

NEW

Blue moon - BM

LIVINGLIGHT AIR

Cover plate finishing

BRUSHED

Material: zamak

NEW

Brushed nickel - **NIS**

NEW

Brushed Titanium - **TIS**

NEW

Brushed Chrome - **CRS**

SHINY

Material: zamak

Pewter - **PT**

Palladium - **PL**

Satin gold - **OF**

Satin nickel - NK

Pearl white - PR

LIVINGLIGHT AIR

Selection table for cover plate codes

Cover plate modules

		3	4	7	3 + 3
MONOCHROME (zamak)					
	Pure white	LNC4803BN	LNC4804BN	LNC4807BN	LNC4826BN
	Tech	LNC4803TE	LNC4804TE	LNC4807TE	LNC4826TE
	Anthracite	LNC4803AR	LNC4804AR	LNC4807AR	LNC4826AR
SOFT (zamak)					
	Street	LNC4803ST	LNC4804ST	LNC4807ST	LNC4826ST
	Clay	LNC4803CY	LNC4804CY	LNC4807CY	LNC4826CY
	Sand	LNC4803SB	LNC4804SB	LNC4807SB	LNC4826SB
	Blue moon	LNC4803BM	LNC4804BM	LNC4807BM	LNC4826BM
SHINY (zamak)					
	Pewter	LNC4803PT	LNC4804PT	LNC4807PT	LNC4826PT
	Palladium	LNC4803PL	LNC4804PL	LNC4807PL	LNC4826PL
	Satin gold	LNC4803OF	LNC4804OF	LNC4807OF	LNC4826OF
	Satin nickel	LNC4803NK	LNC4804NK	LNC4807NK	LNC4826NK
	Pearl white	LNC4803PR	LNC4804PR	LNC4807PR	LNC4826PR
BRUSHED (zamak)					
	brushed nickel	LNC4803NIS	LNC4804NIS	LNC4807NIS	LNC4826NIS
	Brushed titanium	LNC4803TIS	LNC4804TIS	LNC4807TIS	LNC4826TIS
	brushed chrome	LNC4803CRS	LNC4804CRS	LNC4807CRS	LNC4826CRS

Supports

	Supports	LN4703C	LN4704C	LN4707C	LN4726C

TOOL CASE FOR AIR COVER PLATES.

THE new AIR tool case is available, with all the LIVINGLIGHT AIR finishes.

NEW

Code
item AIRVAL17.

Customise your cover plate

SUGGESTIONS FOR USE.

The Livinglight Air cover plates PURE WHITE –BN- - can be painted by the customer.

PAINT

Before painting with house paint, the surface should be sanded/matted for better adhesion. Resin-rich products (e.g. water-based varnishes) should be used.

Notes

- The devices (keys, sockets, etc.) must not be painted
- paint the cover plate separately and fit once dry

COVER PLATE CLEANING

The use of water-based detergents is recommended. Using ethyl alcohol or other solvents which could damage or soften the paint is not recommended.



For example: Livinglight Air cover plate
PURE WHITE - BN finish - painted

LIVINGLIGHT
Square cover plate finishing

METALS
Material: zamak

Ice gold - **OA**

Bronze - **BZ**



Nickel - **NS**

Steel - **AC**

Moonlight silver - **GL**

NATURALIA
Material: zamak

Native - **NA**

Silver - **AG**



Brushed steel - **ACS**

SILK
Material: zamak

Park - **PK**

Square - **SQ**

Brick - **RK**

Avenue - **AE**

Club - **CB**

CODES OF THE LIVINGLIGHT SQUARE COVER PLATES
2 modules - LNA4802...
2 modules - LNA4819*...
3 modules - LNA4803...
4 modules - LNA4804...
7 modules - LNA4807...
3+3 modules - LNA4826...

* 2 centred modules for box 500, 502E, 503E, PB503N, PB502N

DEEP
Material: techno polymer

Green - **VD**

Orange - **OD**


Blue - **AD**

KRISTALL
Material: techno polymer

London fog - **KF**

Aquamarine - **KA**

Cold grey - **KG**

NEUTRAL
Material: techno polymer

Anthracite - **AR**

White - **BI**

Tech - **TE**

WOODS
Material: solid wood

American cherry - **LCA**

Bamboo - **LBA**

Walnut - **LNC**

Cover plate case

Item	COVER PLATE CASE
LLVAL17	case containing the main LIVINGLIGHT (round and square), LIVINGLIGHT AIR and LIVING INTERNATIONAL cover plate finishes available in our catalogue.

NOTE: cover plates only shown as example

NEW

CUSTOMISABLE LIGHT POINT

Light points with rocker controls can be customised with clear key covers and clear cover plate. The cover plate, available in 3, 4, 7 and 3+3 module versions, has a removable base plate that can be customised with wallpaper to make it less intrusive, or with a decorative image or photograph. The same is possible for the key covers, available in 1, 2 or 3 module versions.

Item		ITEMS FOR THE CUSTOMISATION OF THE LIGHT POINT
		Customisable clear key covers for rocker control devices
○ **N4932**		with 1 module
○ **N4932/2**		with 2 modules
○ **N4932/3**		with 3 modules

Item		CUSTOMISABLE CLEAR COVER PLATES
○ **LND4802KR**		with 2 modules size: h 80 mm, l 88 mm, thickness 10.5 mm
○ **LND4819KR**		with 2 centred modules (use supports LN4719 or LN4719G) size: h 80 mm, l 115 mm, thickness 10 mm
○ **LND4803KR**		with 3 modules size: h 80 mm, l 115 mm, thickness 10 mm
○ **LND4804KR**		with 4 modules size: h 80 mm, l 137 mm, thickness 10 mm
○ **LND4807KR**		with 7 modules size: h 80 mm, l 203 mm, thickness 10 mm
○ **LND4826KR**		with 3 + 3 modules size: h 128 mm, l 115 mm, thickness 10 mm

COVER PLATE CUSTOMISATION

Cover plate and base plate can be separated to insert the decorative element

CONTROL CUSTOMISATION



Remove the original key cover and fit the clear one following the assembly sequence.

NOTE: ○ Neutral item

DIMENSIONAL DATA

Livinglight cover plates

SQUARE COVER PLATES

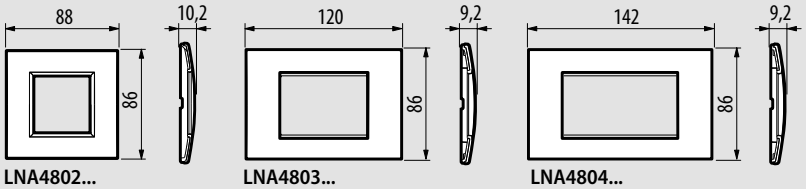

LNA4802...

LNA4803...
LNA4819...

LNA4804...

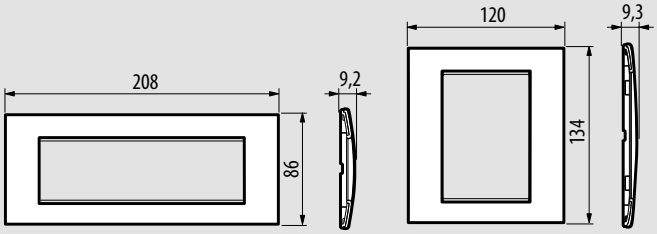

LNA4807...

LNA4826...

LIVINGLIGHT WALL MOUNTED BOXES

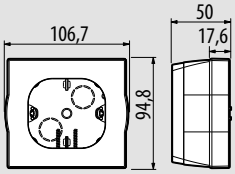

502BI

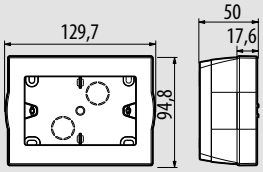

503BI

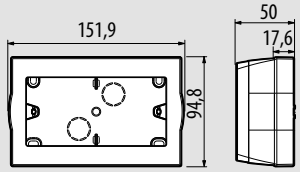

504BI

LIVINGLIGHT AIR COVER PLATES

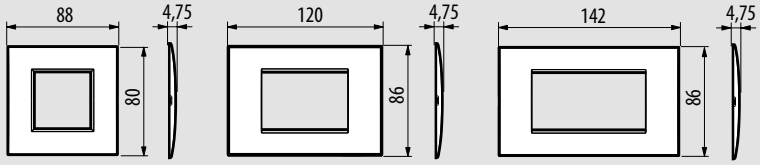

LNC4802...

LNC4803...

LNC4804...

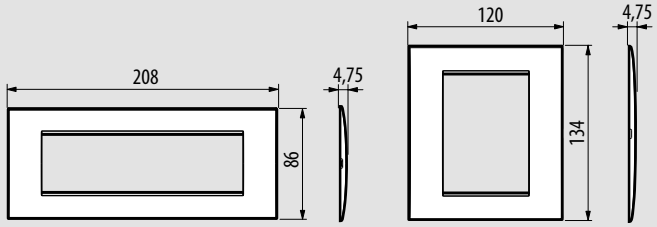

LNC4807...

LNC4826...

DIMENSIONAL DATA

Living International cover plates, customisable and for rails

CUSTOMISABLE CLEAR COVER PLATES

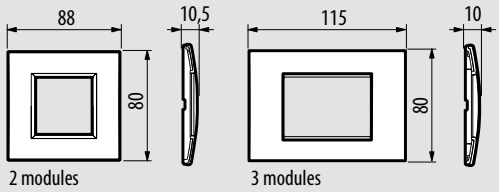

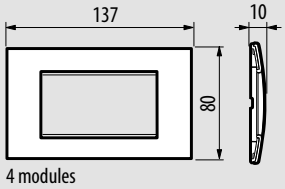

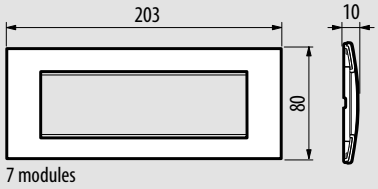

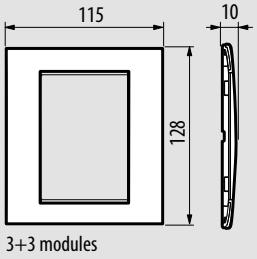

BOX AND COVER PLATES FOR RAILS

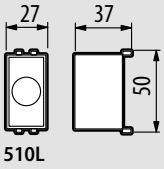

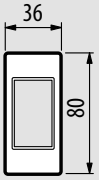

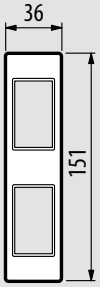

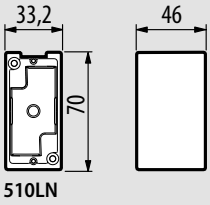

MODULAR DEVICES

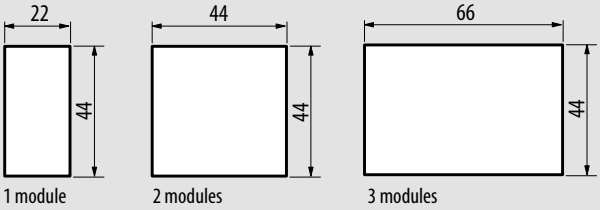

SMARTHER

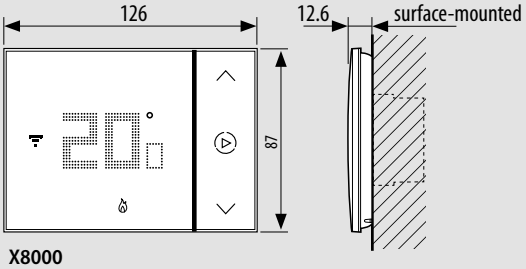

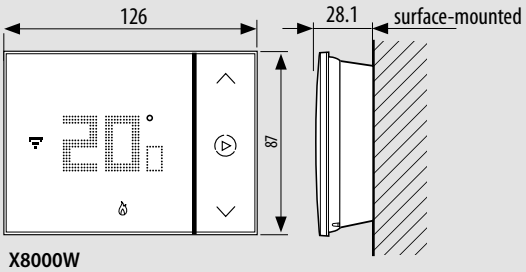

DIMENSIONAL DATA

Livinglight AIR supports

3-MODULE SUPPORT

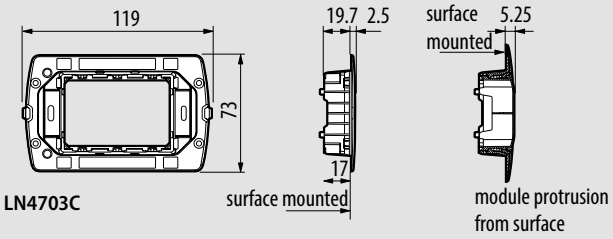

4-MODULE SUPPORT

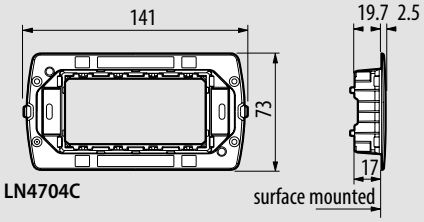

7-MODULE SUPPORT

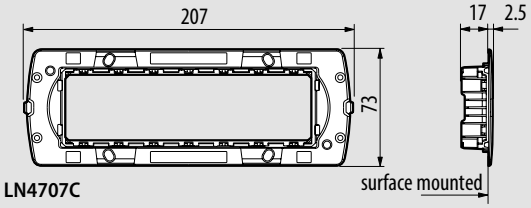

3+3-MODULE SUPPORT

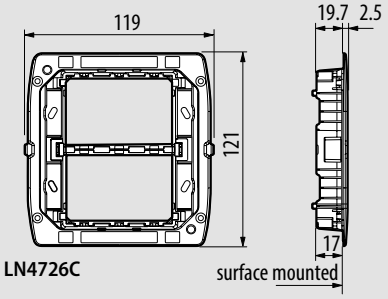

Livinglight / Living International supports

2-MODULE SUPPORT

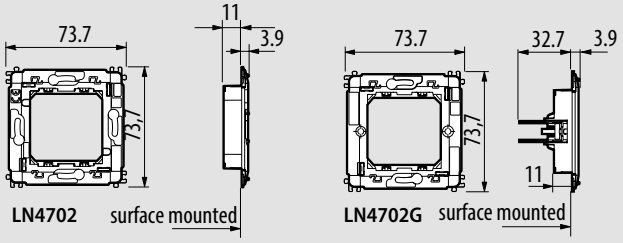

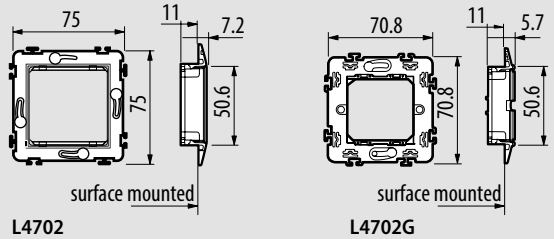

3-MODULE SUPPORT

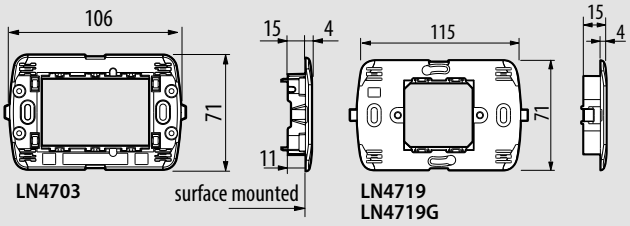

4-MODULE SUPPORT

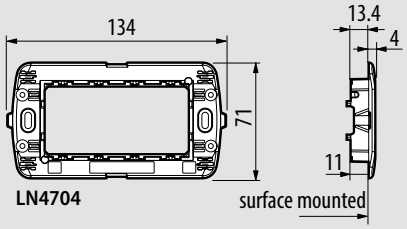

7-MODULE SUPPORT

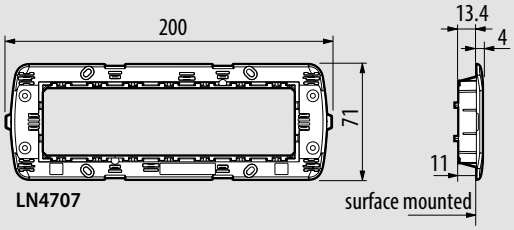

3+3-MODULE SUPPORT

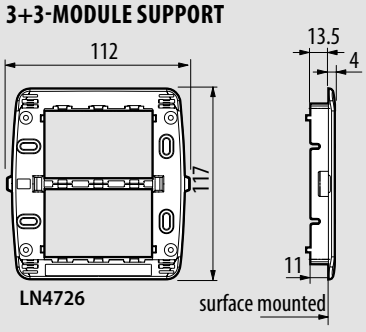

DIMENSIONAL DATA

New burglar-alarm system

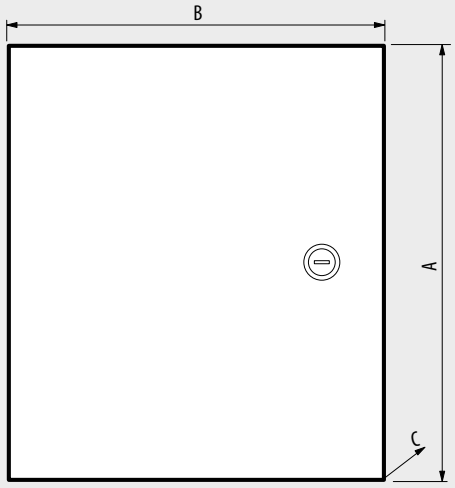

4210 - 4211

	4210	4211
A	295	400
B	255	325
C	85	90

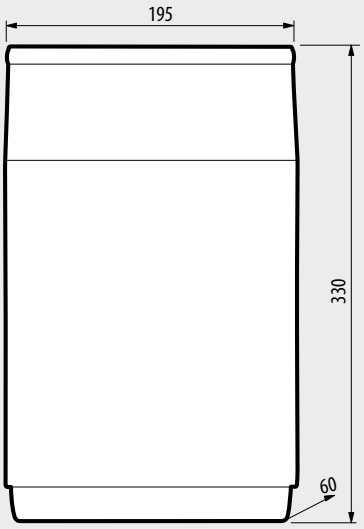

4217 - 4287

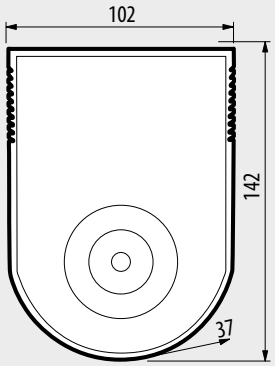

4216

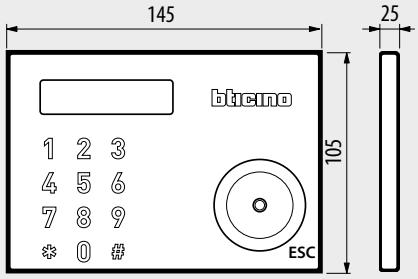

4215



4270 - 4271 - 4281

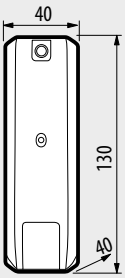

4272 - 4282

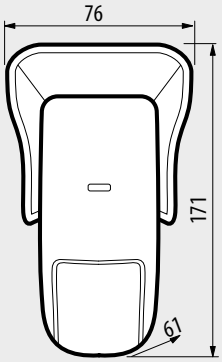

4274

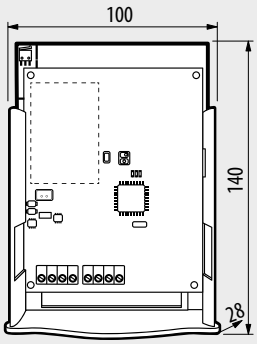

4280

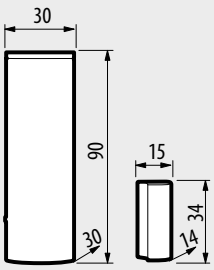

4283

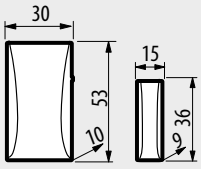

4285

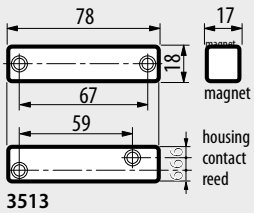

3513

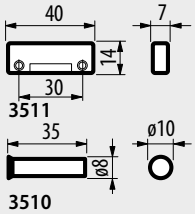

3511

3510

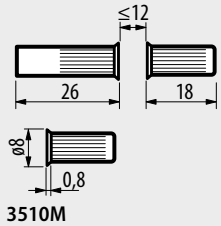

3510M

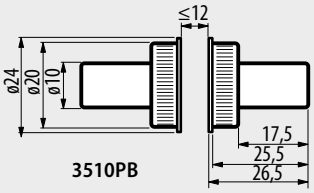

3510PB

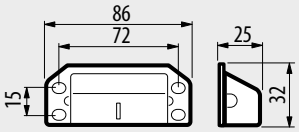

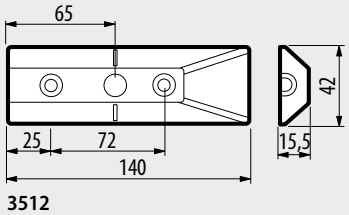

3512

Max. distance between magnet and contact

	Iron door	Other doors
A	40	40
B	35	50

DIMENSIONAL DATA AND ITEM DEPTH TABLE

MODULAR DEVICES

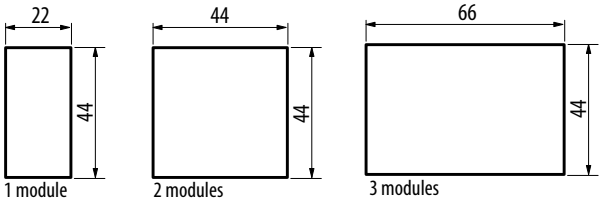

DEVICE DEPTH

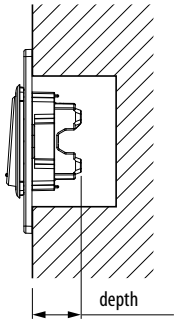

Item	Depth with LL support	AIR depth
L/N/N4003A	24.6	30.35
L/N/N4003ES	33.5	38.75
L/N/NT/N/NT4692	18.2	23.95
L/N/NT4001A	24.6	30.35
L/N/NT4005A	24.6	30.35
L/N/NT4011	28	33.75
L/N/NT4012	30	35.75
L/N/NT4016	32	37.75
L/N/NT4022	30	35.75
L/N/NT4027	32	37.75
L/N/NT4027VMC	32	37.75
L/N/NT4028H	32	37.75
L/N/NT4033	23	28.75
L/N/NT4036	25	30.75
L/N/NT4037	25	30.75
L/N/NT4038R	25	30.75
L/N/NT4038V	25	30.75
L/N/NT4051N	23	28.75
L/N/NT4051M2N	23	28.75
L/N/NT4053N	23	28.75
L/N/NT4053M2N	23	28.75
L/N/NT4054	33	38.75
L/N/NT4054M2	26	31.75
L/N/NT4055N	23	28.75
L/N/NT4055M2A	23	28.75
L/N/NT4113	25	30.75
L/N/NT4115	25	30.75
L/N/NT4122ET	25.7	31.45
L/N/NT4125	22	27.75
L/N/NT4125S	22	27.75
L/N/NT4126	22	27.75
L/N/NT4126S	22	27.75
L/N/NT4127	22	27.75
L/N/NT4127S	22	27.75
L/N/NT4128	22	27.75
L/N/NT4128S	22	27.75
L/N/NT4129S	23.5	29.25
L/N/NT4132	23.8	29.55
L/N/NT4133	23.8	29.55
L/N/NT4134	23.8	29.55

Item	Depth with LL support	AIR depth
L/N/NT4140	30	35.75
L/N/NT4140/16	30	35.75
L/N/NT4140/16F	30.5	35.75
L/N/NT4141	30	35.75
L/N/NT4141AN	32.35	38.1
L/N/NT4142	30	35.75
L/N/NT4142AN	29.3	35.05
L/N/NT4144	30	35.75
L/N/NT4145	30	35.75
L/N/NT4146	30	35.75
L/N/NT4150	27.3	33.05
L/N/NT4164/12	25.5	31.25
L/N/NT4164/13	39	44.75
L/N/NT4177	43.5	49.25
L/N/NT4177/127	43.5	49.25
L/N/NT4180	25	30.75
L/N/NT4180/2	27	32.75
L/N/NT4180/3	27	32.75
L/N/NT4183	31.7	37.45
L/N/NT4185	22	27.75
L/N/NT4185S	22	27.75
L/N/NT4188	22	27.75
L/N/NT4188S	22	27.75
L/N/NT4202D	30	35.75
L/N/NT4202D/2	28.5	34.25
L/N/NT4202DC	30	35.75
L/N/NT4202DC2	28.5	34.25
L/N/NT4202P	30	35.75
L/N/NT4202P/2	28.5	34.25
L/N/NT4202PT	30	35.75
L/N/NT4210D	22	27.75
L/N/NT4211D	22	27.75
L/N/NT4214D	28.5	34.25
L/N/NT4231	25.5	31.25
L/N/NT4231S	25.5	31.25
L/N/NT4258/11N	24	29.75
L/N/NT4261AT5	19	24.75
L/N/NT4261AT6	19	24.75
L/N/NT4262/11	32	37.75
L/N/NT4268	18.2	23.95

Item	Depth with LL support	AIR depth
L/N/NT4268SC	11	16.75
L/N/NT4268ST	11	16.75
L/N/NT4269F	11	16.75
L/N/NT4269R	11	16.75
L/N/NT4284	10	15.75
L/N/NT4285	20	25.75
L/N/NT4285C	33	38.75
L/N/NT4285C2	33	38.75
L/N/NT4291	21	26.75
L/N/NT4294	17.4	23.15
L/N/NT4301/10	34	39.75
L/N/NT4301/16	34	39.75
L/N/NT4301/6	34	39.75
L/N/NT4305/10	34	39.75
L/N/NT4305/16	34	39.75
L/N/NT4305/6	34	39.75
L/N/NT4311/10	34	39.75
L/N/NT4311/16	34	39.75
L/N/NT4321	27	32.75
L/N/NT4330/12	18	23.75
L/N/NT4330/230	18	23.75
L/N/NT4330/24	18	23.75
L/N/NT4341/34	31.4	37.15
L/N/NT4351/12	32	37.75
L/N/NT4351/127	32	37.75
L/N/NT4351/230	32	37.75
L/N/NT4355/12	32	37.75
L/N/NT4356/12	32	37.75
L/N/NT4356/127	32	37.75
L/N/NT4356/230	32	37.75
L/N/NT4360	33	38.25
L/N/NT4361	33	38.25
L/N/NT4362	46	51.25
L/N/NT4371R	25	30.75
L/N/NT4371T	25	30.75
L/N/NT4371V	25	30.75
L/N/NT4372AV	25	30.75
L/N/NT4373H	27	32.75
L/N/NT4380N	28.5	34.25
L/N/NT4391	25	30.75
L/N/NT4401	32	37.75
L/N/NT4402N	43	48.75
L/N/NT4406	43	48.75
L/N/NT4408N	37.1	42.85
L/N/NT4410N	37.1	42.85
L/N/NT4411N	37.1	42.85
L/N/NT4425	32	37.75
L/N/NT4431	32	37.75
L/N/NT4432	32	37.75
L/N/NT4432/127	32	37.75
L/N/NT4433	35.5	41.25
L/N/NT4434	35.5	41.25
L/N/NT4441	32	37.75
L/N/NT4442	32	37.75
L/N/NT4511/12	32	37.75
L/N/NT4512/12	32	37.75
L/N/NT4520	32	37.75
L/N/NT4536	24	29.75
L/N/NT4541	35.7	41.45
L/N/NT4545	32	37.75
L/N/NT4560	18.2	23.95
L/N/NT4562	24.9	30.65
L/N/NT4565	43	48.75
L/N/NT4607	18.2	23.95

Item	Depth with LL support	AIR depth
L/N/NT4607/4	18.2	23.95
L/N/NT4610	18.2	23.95
L/N/NT4611	18.2	23.95
L/N/NT4612	18.2	23.95
L/N/NT4612/12	18.2	23.95
L/N/NT4613	18.2	23.95
L/N/NT4654N	18.2	23.95
L/N/NT4680	18.2	23.95
L/N/NT4692FAN	18.2	23.95
L/N/NT4693	18.2	23.95
L/N/NT4950	11	16.75
L/N/NT4951	11	16.75
L/N/NT4953	11	16.75
L4140/16R	30	35.75
L4140R	30	35.75
L4141R	30	35.75
L4180R	25	30.75
L4374/230	25	30.75
L4382/230	25	30.75
L4384/1	41	46.75
L4384/3	50	55.75
L4385/127B	22	27.75
L4385/127R	22	27.75
L4385/127V	22	27.75
L4385/12B	22	27.75
L4385/12R	22	27.75
L4385/12V	22	27.75
L4385/230B	22	27.75
L4385/230R	22	27.75
L4385/230V	22	27.75
L4385/24B	22	27.75
L4385/24R	22	27.75
L4385/24V	22	27.75
L4386/1	41	46.75
L4386/1/127	41	46.75
L4386/3	50	55.75
L4386/3/127	41	46.75
L4572	13	/
L4573/2	32	37.75
L4618	18.2	23.95
L4652/2	18.2	23.95
L4652/3	18.2	23.95
L4671/1	24.9	30.65
L4678	32	37.75
LN4001A	25	30.75
LN4003A	25	30.75
LN4005A	25	30.75
4070	46	51.75
N/NT4070	46	51.75
NT4011S	33	38.75
NT4151	17.9	23.65
NT4152	17.9	23.65
NT4153	23	28.75
NT4178	39.8	45.55
NT4238S	29.5	35.25
NT4955/20	13	18.75
NT4955/45	25.2	30.95
336983 - 82 - 84	29.5	35.25
391657 - 58 - 59	18.2	23.95

Note: the table does not include all the Livinglight items on the catalogue, but only the main devices.

NUMERICAL INDEX

Item	Page
500	105
3455	88
3457	52
3476	85
3477	82
3482	101
3488	80
3510	101
3511	101
3512	101
3513	101
3514	101
3515	91
3523	89
3541	81
3542	81
3545	91
3547	96
3550	88
3571	72
3572	73
3573	73
3574	73
3575	72
3577	75
3578	75
3582	74
3583	75
3584	72
3585	75
4070	106
4200	99
4201	99
4203	99
4204	99
4210	99
4211	99
4215	100
4216	102
4217	102
4230	99
4231	102
4232	102
4233	102
4234	99
4235	99
4236	102

Item	Page
4237	99
4238	102
4239	102
4270	101
4271	101
4272	101
4273	101
4274	101
4280	103
4281	103
4282	103
4283	103
4284	103
4285	103
4286	103
4287	103
4288	103
16102	107
16135	107
24401	109
24402	109
24403	109
24404	109
24406	109
24501	109
24502	109
24503	109
24504	109
24602	108
24603	108
24604	108
26603	108
48834	83
48875	84
48971	84
150432	107
150433	107
150434	107
336803	71
336904	92
344632	71
344642	71
344643	71
346000	91
346020	71
346030	91
348200	100

Item	Page
348201	100
348202	100
348203	100
348204	100
348205	100
348206	100
348402	96
150418BA	106
150418GR	106
150645N	107
150647NA	107
150647NB	107
150647NG	107
150647NS	107
150647NW	107
16102LT	107
16102LTG	107
16102LTH	107
16136F/0	107
16136F/0G	107
16136F/0TH	107
16136F/6	107
16136F/6G	107
16136F/6TH	107
2124N	49
2200NA	53
2200NN	53
24404/2	109
24602L	108
24602N	108
24603L	108
24603N	108
24604L	108
24604N	108
26108L	50
26108N	50
26108T	50
3507/6	88
3508BUS	90
3508U2	90
3508U3	90
3510M	101
3510PB	101
3522N	89
3527N	75
3528N	75
3544SW	97

Item	Page
3546SW	97
4380NB	58
4911TDM	81
500/02	67
502BI	106
502E	105
502NPA	92
502PA	92
503BI	106
503CG	67
503DE	67
503E	104
503EC	67
503ED	67
503ESC	67
503ESE	67
503EV	67
504BI	106
504E	104
504EC	67
504ESC	67
504ESE	67
506E	104
506EC	67
506ESC	67
506ESE	67
506L	104
506LP	106
506LSC	67
506LSE	67
506NP	106
510L	107
510LN	107
75RTN	60
AIRVAL17	112
BMDI1002	87
BMDI1100	87
BMSE3001	83
BMSE3003	83
BMSO4001	84
BMSO4003	84
BMSW1003	86
BMSW1005	86
E46ADCN	91
E47/12	91
E47ADCN	91
E49	91

Item	Page
F115/8A	92
F115/8B	92
F401	85
F411/1NC	86
F411/4	86
F411U2	86
F413N	87
F416U1	87
F418U2	87
F420	97
F422	80
F425	82
F428	82
F430/2	89
F430/4	89
F430R3V10	89
F430R8	89
F430V10	89
F450	80
F458	97
F459	80
F462	52
F520	89
F521	90
F522	90
F523	90
F524	90
F91/12E	52
G723SC	77
H4215	100
HC4275	101
HD4275	101
HS4275	101
L4001/0	44
L4001A	44
L4001M2A	44
L4001M2N	44
L4001N	44
L4002N	49
L4003/0	44
L4003A	44
L4003ES	48
L4003M2A	44
L4003M2N	44
L4003N	44
L4004M2N	44
L4004N	44

Item	Page
L4005/0	44
L4005A	44
L4005M2A	44
L4005M2N	44
L4005N	44
L4011	49
L4012	49
L4012C	49
L4016	50
L4022	49
L4022C	49
L4027	49
L4027VMC	49
L4028H	68
L4033	50
L4034N	50
L4036	50
L4037	50
L4038R	50
L4038V	50
L4042M2N	50
L4042N	50
L4043M2N	50
L4043N	50
L4044N	50
L4051AN	44
L4051M2AN	44
L4051M2N	44
L4051N	44
L4053AN	44
L4053M2AN	44
L4053M2N	44
L4053N	44
L4054	44
L4054M2	44
L4055AN	44
L4055M2AN	44
L4055M2N	44
L4055N	44
L4113	53
L4115	53
L4122ET	55
L4125	55
L4125S	55
L4126	55
L4126S	55
L4127	55

Item	Page
L4127S	55
L4128	55
L4128S	55
L4129	55
L4129S	55
L4132	55
L4133	55
L4139	55
L4140	53
L4140/16	53
L4140/16F	53
L4140/16R	53
L4140R	53
L4140X16V	53
L4141	54
L4141AN	54
L4141MA	54
L4141MAP	54
L4141PW	54
L4141R	54
L4141V	54
L4142	54
L4142AF	53
L4142AN	53
L4143	54
L4144	54
L4145	54
L4146	54
L4150	55
L4164/12	55
L4164/13	55
L4165S	55
L4166S	55
L4177	55
L4177/127	55
L4180	53
L4180/2	53
L4180/3	53
L4180R	53
L4180V	53
L4183	55
L4185	55
L4185S	55
L4188	55
L4188GF	55
L4188S	55
L4237	56

Item	Page
L4238	56
L4258/11D	56
L4258/11N	56
L4258/12D	56
L4261AT5	60
L4261AT6	60
L4262C5E	60
L4262C6	60
L4262C6S	60
L4268LC	56
L4268SC	56
L4268ST	56
L4269R	57
L4279C5E	60
L4279C6	60
L4279C6A	60
L4279C6S	60
L4280	57
L4281	57
L4282	57
L4283	57
L4284	57
L4285	57
L4285C1	56
L4285C2	56
L4291	57
L4294	57
L4301/10	64
L4301/16	64
L4301/6	64
L4305/10	64
L4305/16	64
L4305/6	64
L4311/10	64
L4311/16	64
L4321	64
L4322	64
L4330/12	48
L4330/230	48
L4330/24	48
L4341/34	48
L4351/12	57
L4351/127	57
L4351/230	57
L4355/12	57
L4356/12	57
L4356/127	57

NUMERICAL INDEX

Item	Page
L4356/230	57
L4362	58
L4371R	58
L4371T	58
L4371V	58
L4372AV	58
L4373H	68
L4374/230	58
L4374V12V24	58
L4382/230	58
L4382V12V24	58
L4384/1	59
L4385/12B	58
L4385/12R	58
L4385/12V	58
L4385/230B	58
L4385/230R	58
L4385/230V	58
L4385/24B	58
L4385/24R	58
L4385/24V	58
L4386/1	59
L4386/3/127	63
L4391	49
L4402N	51
L4406	51
L4408N	51
L4410N	51
L4411N	51
L4431N	47
L4432	47
L4432/127	47
L4433N	47
L4434N	47
L4441	52
L4441FH	52
L4442	52
L4442/127	52
L4450	52
L4451	52
L4511/12	52
L4512/12	52
L4520	52
L4525/12NO	52
L4536	64
L4541	52
L4547	68

Item	Page
L4547	96
L4551	68
L4565	106
L4577	89
L4578N	82
L4581	51
L4582N	51
L4589N	75
L4596N	72
L4597N	72
L4598N	73
L4599N	74
L4651M2	81
L4652/2	81
L4652/3	81
L4659N	83
L4669	92
L4669/500	92
L4669HF	92
L4669KM1	92
L4680	82
L4693	88
L4702	66
L4702G	66
L4745/12	58
L4745/230	58
L4745/24	58
L4784/1	59
L4786/1	59
L4911ADN	94
L4911AFN	94
L4911AGN	94
L4911AHN	94
L4911AIN	94
L4911BFN	94
L4911M2AFN	94
L4911M2AGN	94
L4911M2AHN	94
L4911M2AIN	94
L4911M2N	94
L4911M2TN	95
L4911N	94
L4911TN	95
L4915AN	46
L4915BN	46
L4915DD	46
L4915DN	46

Item	Page
L4915FN	46
L4915KIT	95
L4915KIT1	95
L4915M2ADN	46
L4915M2AN	46
L4915M2BN	46
L4915M2DD	46
L4915M2DN	46
L4915M2FN	46
L4915M2N	46
L4915M2TN	95
L4915M3N	46
L4915MR	46
L4915N	46
L4915PN	46
L4915RN	46
L4915SETBL	68
L4915SN	46
L4915TN	68
L4916	45
L4916A	45
L4916B	45
L4916D	45
L4916DP	50
L4916DPA	50
L4916F	45
L4916KIT	45
L4916M2	45
L4916M2A	45
L4916M2B	45
L4916M2D	45
L4916M2F	45
L4916M2T	45
L4916T	45
L4942N	54
L4942S	54
L4950	64
L4951	64
L4952	64
L4953	64
L4954	64
L9490	61
LLVAL17	115
LN4001A	44
LN4003A	44
LN4004	44
LN4005A	44

Item	Page
LN4040	50
LN4142AN	54
LN4142MA	54
LN4202D	59
LN4202F	59
LN4202P10	59
LN4202P14	59
LN4210M2D	60
LN4211M2C	59
LN4214D	60
LN4214M2D	60
LN4285CW2	56
LN4360	58
LN4361	58
LN4380N	58
LN4381	63
LN4548	68
LN4549	68
LN4585	73
LN4588	75
LN4591	72
LN4592	72
LN4594	73
LN4595	74
LN4648	96
LN4649	96
LN4650	96
LN4651	96
LN4652	81
LN4653	96
LN4660M2	81
LN4661M2	85
LN4672M2	84
LN4691	88
LN4702	66
LN4702C	66
LN4702E	66
LN4702G	66
LN4702M	66
LN4702MG	66
LN4703	66
LN4703C	66
LN4704	66
LN4704C	66
LN4707	66
LN4707C	66
LN4710	89

Item	Page
LN4719	66
LN4719G	66
LN4726	66
LN4726C	66
LN4742V12	65
LN4742V127	65
LN4742V127T	65
LN4742V127V	65
LN4742V12T	65
LN4742V12V	65
LN4742V230	65
LN4742V230T	65
LN4742V230V	65
LN4743V12	65
LN4743V127	65
LN4743V127V	65
LN4743V12V	65
LN4743V230	65
LN4743V230V	65
LN4782	67
LN4783	67
LN4784	67
LN4786	67
LN4787	67
LN4890	80
LN4890A	80
LN4931AC	47
LN4931AG	47
LN4931BZ	47
LN4931CR	47
LN4931M2AC	47
LN4931M2AG	47
LN4931M2BZ	47
LN4931M2CR	47
LN4931M2NS	47
LN4931M2OA	47
LN4931M2OC	47
LN4931M2TC	47
LN4931M3AC	47
LN4931M3AG	47
LN4931M3BZ	47
LN4931M3CR	47
LN4931M3NS	47
LN4931M3OA	47
LN4931M3OC	47
LN4931M3TC	47
LN4931NS	47

Item	Page
LN4931OA	47
LN4931OC	47
LN4931TC	47
LNC4803AR	112
LNC4803BM	112
LNC4803BN	112
LNC4803CRS	112
LNC4803CY	112
LNC4803NIS	112
LNC4803NK	112
LNC4803OF	112
LNC4803PL	112
LNC4803PR	112
LNC4803PT	112
LNC4803SB	112
LNC4803ST	112
LNC4803TE	112
LNC4803TIS	112
LNC4804AR	112
LNC4804BM	112
LNC4804BN	112
LNC4804CRS	112
LNC4804CY	112
LNC4804NIS	112
LNC4804NK	112
LNC4804OF	112
LNC4804PL	112
LNC4804PR	112
LNC4804PT	112
LNC4804SB	112
LNC4804ST	112
LNC4804TE	112
LNC4804TIS	112
LNC4807AR	112
LNC4807BM	112
LNC4807BN	112
LNC4807CRS	112
LNC4807CY	112
LNC4807NIS	112
LNC4807NK	112
LNC4807OF	112
LNC4807PL	112
LNC4807PR	112
LNC4807PT	112
LNC4807SB	112
LNC4807ST	112
LNC4807TE	112

Item	Page
LNC4807TIS	112
LNC4826AR	112
LNC4826BM	112
LNC4826BN	112
LNC4826CRS	112
LNC4826CY	112
LNC4826NIS	112
LNC4826NK	112
LNC4826OF	112
LNC4826PL	112
LNC4826PR	112
LNC4826PT	112
LNC4826SB	112
LNC4826ST	112
LNC4826TE	112
LNC4826TIS	112
LND4802KR	116
LND4803KR	116
LND4804KR	116
LND4807KR	116
LND4811AR	107
LND4811BI	107
LND4811TE	107
LND4812AR	107
LND4812BI	107
LND4812TE	107
LND4819KR	116
LND4826KR	116
MH201	97
MHBASIC5A	91
MHFULL5A	91
MHKIT1013	82
MHKIT1116	82
MHKIT4015	90
MHPLUS5A	91
MHSERVERKIT	80
MyHOMESERVER1	80
N4001A	44
N4001M2A	44
N4001M2N	44
N4001N	44
N4002N	49
N4003A	44
N4003ES	48
N4003M2A	44
N4003M2N	44
N4003N	44

Item	Page
N4004M2N	44
N4004N	44
N4005A	44
N4005M2A	44
N4005M2N	44
N4005N	44
N4011	49
N4012	49
N4012C	49
N4016	50
N4022	49
N4022C	49
N4027	49
N4027VMC	49
N4028H	68
N4033	50
N4034N	50
N4036	50
N4037	50
N4038R	50
N4038V	50
N4042M2N	50
N4042N	50
N4043M2N	50
N4043N	50
N4044N	50
N4051AN	44
N4051M2AN	44
N4051M2N	44
N4051N	44
N4053AN	44
N4053M2AN	44
N4053M2N	44
N4053N	44
N4054	44
N4054M2	44
N4055AN	44
N4055M2AN	44
N4055M2N	44
N4055N	44
N4070	106
N4113	53
N4115	53
N4122ET	55
N4125	55
N4125S	55
N4126	55

NUMERICAL INDEX

Item	Page
N4126S	55
N4127	55
N4127S	55
N4128	55
N4128S	55
N4129	55
N4129S	55
N4132	55
N4133	55
N4139	55
N4140	53
N4140/16	53
N4140/16F	53
N4141	54
N4141AN	54
N4141MA	54
N4141MAP	54
N4141PW	54
N4142	54
N4142AF	53
N4142AN	53
N4142R	54
N4143	54
N4144	54
N4145	54
N4146	54
N4150	55
N4164/12	55
N4164/13	55
N4165S	55
N4166S	55
N4177	55
N4177/127	55
N4180	53
N4180/2	53
N4180/3	53
N4183	55
N4185	55
N4185S	55
N4188	55
N4188GF	55
N4188S	55
N4237	56
N4238	56
N4238M	56
N4238S	56
N4258/11D	56
N4258/11N	56
N4258/11N	61
N4258/12D	56
N4261AT5	60
N4261AT6	60
N4262C5E	60
N4262C6	60
N4262C6S	60
N4268LC	56
N4268SC	56
N4268ST	56
N4269R	57
N4279C5E	60
N4279C6	60
N4279C6A	60
N4279C6S	60
N4280	57
N4281	57
N4282	57
N4283	57
N4284	57
N4285	57
N4285C1	56
N4285C2	56
N4291	57
N4294	57
N4301/10	64
N4301/16	64
N4301/6	64
N4305/10	64
N4305/16	64
N4305/6	64
N4311/10	
N4311/16	64
N4321	64
N4322	64
N4330/12	48
N4330/230	48
N4330/24	48
N4341/34	48
N4351/12	57
N4351/127	57
N4351/230	57
N4355/12	57
N4356/12	57
N4356/127	57
N4356/230	57
N4362	58
N4371R	58
N4371T	58
N4371V	58
N4372AV	58
N4373H	68
N4391	49
N4402N	51
N4406	51
N4408N	51
N4410N	51
N4411N	51
N4431N	47
N4432	47
N4432/127	47
N4433N	47
N4434N	47
N4441	52
N4441FH	52
N4442	52
N4442/127	52
N4450	52
N4451	52
N44578N	82
N4511/12	52
N4512/12	52
N4520	52
N4536	64
N4541	52
N4547	68
N4551	68
N4565	106
N4577	89
N4581	51
N4582N	51
N4589N	75
N4596N	72
N4597N	72
N4598N	73
N4599N	74
N4659N	83
N4680	82
N4693	88
N4750	64
N4911ADN	94
N4911AFN	94
N4911AGN	94
N4911AHN	94
N4911AIN	94
N4911BFN	94
N4911M2AFN	94
N4911M2AGN	94
N4911M2AHN	94
N4911M2AIN	94
N4911M2N	94
N4911M2TN	95
N4911N	94
N4911TN	95
N4915AN	46
N4915BN	46
N4915DD	46
N4915DN	46
N4915FN	46
N4915KIT	95
N4915KIT1	95
N4915LN	46
N4915M2ADN	46
N4915M2AN	46
N4915M2BN	46
N4915M2DD	46
N4915M2DN	46
N4915M2FN	46
N4915M2LN	46
N4915M2N	46
N4915M2TN	95
N4915M3LN	46
N4915M3N	46
N4915MR	46
N4915N	46
N4915PN	46
N4915RN	46
N4915SETBL	68
N4915SN	46
N4915TN	68
N4916	45
N4916A	45
N4916B	45
N4916D	45
N4916DP	50
N4916DPA	50
N4916F	45
N4916KIT	45
N4916M2	45
N4916M2A	45

Item	Page
N4916M2B	45
N4916M2D	45
N4916M2F	45
N4916M2T	45
N4916T	45
N4932	116
N4932/2	116
N4932/3	116
N4942N	54
N4942S	54
N4950	64
N4951	64
N4952	64
N4953	64
N4954	64
N4955/20	64
N4955/45	64
N9490	61
NT4001A	44
NT4001M2A	44
NT4001M2N	44
NT4001N	44
NT4002N	49
NT4003A	44
NT4003ES	48
NT4003M2A	44
NT4003M2N	44
NT4003N	44
NT4004M2N	44
NT4004N	44
NT4005A	44
NT4005M2A	44
NT4005M2N	44
NT4005N	44
NT4011	49
NT4012	49
NT4012C	49
NT4016	50
NT4022	49
NT4022C	49
NT4027	49
NT4027VMC	49
NT4033	50
NT4034N	50
NT4036	50
NT4037	50
NT4038R	50

Item	Page
NT4038V	50
NT4042M2N	50
NT4042N	50
NT4043M2N	50
NT4043N	50
NT4044N	50
NT4051AN	44
NT4051M2AN	44
NT4051M2N	44
NT4051N	44
NT4053AN	44
NT4053M2AN	44
NT4053M2N	44
NT4053N	44
NT4054	44
NT4054M2	44
NT4055AN	44
NT4055M2AN	44
NT4055M2N	44
NT4055N	44
NT4070	106
NT4113	53
NT4115	53
NT4122ET	55
NT4125	55
NT4125S	55
NT4126	55
NT4126S	55
NT4127	55
NT4127S	55
NT4128	55
NT4128S	55
NT4129	55
NT4129S	55
NT4132	55
NT4133	55
NT4139	55
NT4140	53
NT4140/16	53
NT4140/16F	53
NT4141	54
NT4141AN	54
NT4141MA	54
NT4141MAP	54
NT4141PW	54
NT4142	54
NT4142AF	53

Item	Page
NT4142AF	54
NT4142AN	53
NT4143	54
NT4144	54
NT4145	54
NT4146	54
NT4150	55
NT4164/12	55
NT4164/13	55
NT4177	55
NT4180	53
NT4180/2	53
NT4180/3	53
NT4183	55
NT4185	55
NT4185S	55
NT4188	55
NT4188GF	55
NT4188S	55
NT4237	56
NT4238	56
NT4238M	56
NT4238S	56
NT4258/11D	56
NT4258/11N	56
NT4258/12D	56
NT4261AT5	60
NT4261AT6	60
NT4262C5E	60
NT4262C6	60
NT4262C6S	60
NT4268LC	56
NT4268SC	56
NT4268ST	56
NT4269R	57
NT4279C5E	60
NT4279C6	60
NT4279C6A	60
NT4279C6S	60
NT4280	57
NT4281	57
NT4282	57
NT4283	57
NT4284	57
NT4285	57
NT4285C1	56
NT4285C2	56

Item	Page
NT4291	57
NT4294	57
NT4301/10	64
NT4301/16	64
NT4301/6	64
NT4305/10	64
NT4305/16	64
NT4305/6	64
NT4311/10	
NT4311/16	64
NT4321	64
NT4322	64
NT4330/12	48
NT4330/230	48
NT4330/24	48
NT4341/34	48
NT4351/12	57
NT4351/127	57
NT4351/230	57
NT4355/12	57
NT4356/12	57
NT4356/127	57
NT4356/230	57
NT4362	58
NT4371R	58
NT4371T	58
NT4371V	58
NT4372AV	58
NT4373H	68
NT4391	49
NT4402N	51
NT4406	51
NT4408N	51
NT4410N	51
NT4411N	51
NT4431N	47
NT4432	47
NT4432/127	47
NT4433N	47
NT4434N	47
NT4441	52
NT4441FH	52
NT4442	52
NT4442/127	52
NT4450	52
NT4451	52
NT4511/12	52

NUMERICAL INDEX

Item	Page
NT4512/12	52
NT4520	52
NT4536	64
NT4541	52
NT4547	68
NT4547	96
NT4551	68
NT4551	96
NT4565	106
NT4577	89
NT4578N	82
NT4581	51
NT4582N	51
NT4659N	83
NT4680	82
NT4693	88
NT4911ADN	94
NT4911AFN	94
NT4911AGN	94
NT4911AHN	94
NT4911AIN	94
NT4911BFN	94
NT4911M2AFN	94
NT4911M2AGN	94
NT4911M2AHN	94
NT4911M2AIN	94
NT4911M2N	94
NT4911M2TN	95
NT4911N	94
NT4911TN	95
NT4915AN	46
NT4915AN	93
NT4915BN	46
NT4915BN	93
NT4915DD	46
NT4915DD	93
NT4915DD	68
NT4915DN	46
NT4915DN	93
NT4915FN	46
NT4915FN	93
NT4915KIT	95
NT4915KIT1	95
NT4915M2ADN	46
NT4915M2ADN	93
NT4915M2AN	46
NT4915M2AN	93
NT4915M2BN	46
NT4915M2BN	93
NT4915M2DD	46
NT4915M2DD	68
NT4915M2DD	93
NT4915M2DN	46
NT4915M2DN	93
NT4915M2FN	46
NT4915M2FN	93
NT4915M2N	46
NT4915M2N	93
NT4915M2TN	95
NT4915M3N	46
NT4915MR	46
NT4915MR	68
NT4915MR	93
NT4915N	46
NT4915N	93
NT4915PN	46
NT4915PN	93
NT4915RN	46
NT4915RN	93
NT4915SETBL	68
NT4915SETBL	95
NT4915SN	46
NT4915SN	93
NT4915TN	95
NT4915TN	68
NT4916	45
NT4916A	45
NT4916B	45
NT4916D	45
NT4916DP	50
NT4916DPA	50
NT4916F	45
NT4916KIT	45
NT4916M2	45
NT4916M2A	45
NT4916M2B	45
NT4916M2D	45
NT4916M2F	45
NT4916M2T	45
NT4916T	45
NT4942N	54
NT4942S	54
NT4950	64
NT4951	64
NT4953	64
NT4954	64
NT4955/20	64
NT4955/45	64
NT9490	61
PB502N	105
PB503N	104
PB503N	105
PB504N	104
PB504N	105
PB506N	104
PB506N	105
PB526N	104
PB526N	105
PBD68	67
S2133	60
T/...	64
T0/...	64
T1/...	64
X8000	52
X8000	70
X8000W	52
X8000W	70

NOTE

NOTE

BTicino SpA
Viale Borri, 231
21100 Varese - Italy
www.bticino.com

AD - EXLL18C/GB - Version 06/2018

BTicino SpA reserves at any time the right to modify the contents of this booklet and to communicate, in any form and modality, the changes brought to the same.

bticino
A Group brand | legrand